2026, Jericho Design Group, LLC. These drawings are protected by the copyright laws of the United States. These drawings or any part thereof may not be used for any purpose or reproduced in any form or by any means without the written consent of Doug Shaw.

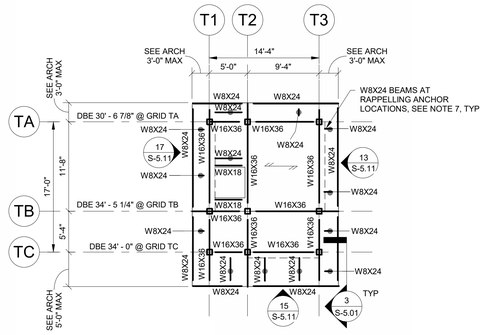

4 S-2.02 TOWER ROOF FRAMING PLAN
1/8" = 1'-0"

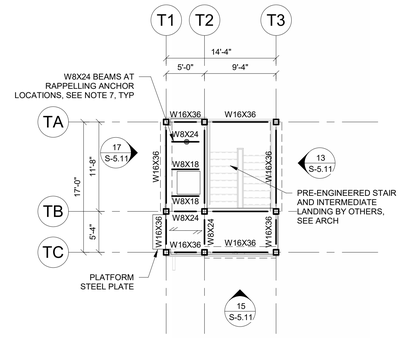

2 S-2.02 TOWER FRAMING PLAN - LEVEL 03
1/8" = 1'-0"

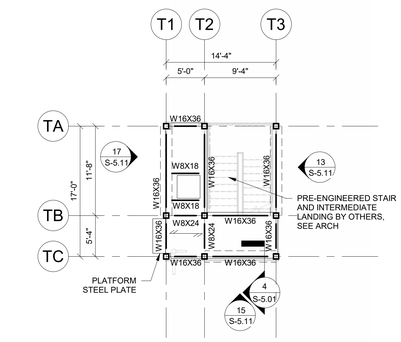

1 S-2.02 TOWER FRAMING PLAN - LEVEL 02
1/8" = 1'-0"

NOTES:
1. SEE S-0.01 SERIES FOR STRUCTURAL GENERAL NOTES.
2. SEE ARCH FOR ADDITIONAL INFORMATION AND DIMENSIONS, INCLUDING SLOPES AND DEPRESSIONS.
3. DECK BEARING ELEVATION ARE RELATIVE TO FIRST FLOOR REFERENCE ELEVATION = 0'-0" UNO.
   A. LEVEL 02 DBE = 10'-0"
   B. LEVEL 03 DBE = 20'-0"
   C. ROOF DBE MONOSLOPES BETWEEN DBEs SHOWN ON PLAN
4. INDICATES DIRECTIONAL SPAN OF 2" 18 GA COMPOSITE FLOOR DECK W/ 3 1/4" LIGHTWEIGHT CONCRETE (5 1/4" TOTAL DEPTH) W/ WWF 6x6 W2.9xW2.9. SEE S/S-5.01
5. — — — INDICATES BRACED FRAME, SEE ELEVATIONS
6. V=x INDICATES MAXIMUM FACTORED SHEAR REACTION IN KIPS. IF NO VALUE IS INDICATED, DESIGN FOR 12 KIP MINIMUM.
7. BEAM PROVIDED FRO SUPPORT OF RAPPELLING ANCHOR. SEE 8/S-5.03. SEE ARCH FOR LOCATION AND ADITIONAL INFORMATION.
8. ● INDICATES RAPPELLING ANCHOR, SEE ARCH FOR ADDITIONAL INFORMATION AND DIMENSIONS.

JERICHO design group
208 Pirkle Ferry Road, Suite C
Cumming, GA 30040

GEORGIA REGISTERED No. SE000174 STRUCTURAL ENGINEER HOLLY C JETHRO

georgia civil
CIVIL ENGINEERING
LANDSCAPE ARCHITECTURE
LAND SURVEYING

SHEAR STRUCTURAL

TOTAL ENGINEERS

Electrical Engineers

CITY OF COVINGTON
ESTABLISHED 1854
INCORPORATED
FIRE RESCUE
2005
GEORGIA
FIRE DEPARTMENT

FIRE STATION #23

City of Covington

HIGHWAY 36
COVINGTON, GA 30014

PRINT RECORD

No.	DATE	DESCRIPTION
	07/22/2026	ISSUED FOR PERMIT

Drawn By BS & SRC
Checked By HJ
Date 07/02/2026
Job No. 25033

Sheet Title
FLOOR FRAMING PLANS - DRILL TOWER

Sheet No.
S-2.02

RELEASED FOR CONSTRUCTION

7/22/2026 4:15:43 AM