2026, Jericho Design Group, LLC. These drawings are protected by the copyright laws of the United States. These drawings or any part thereof may not be used for any purpose or reproduced in any form or by any means without the written consent of Doug Shaw.

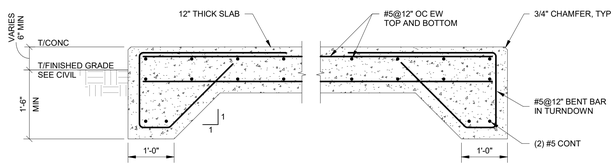

NOTES:
1. SEE CIVIL AND ELECTRICAL DRAWINGS FOR SIZE AND LOCATION OF EQUIPMENT FOUNDATIONS.

20 S-3.02 TYPICAL EXTERIOR EQUIPMENT FOUNDATION DETAIL
3/4" = 1'-0"

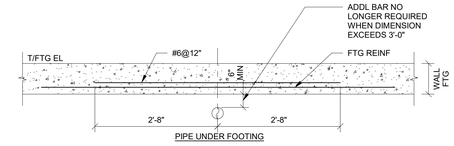

PIPE UNDER FOOTING

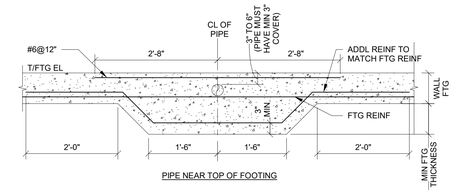

PIPE NEAR TOP OF FOOTING

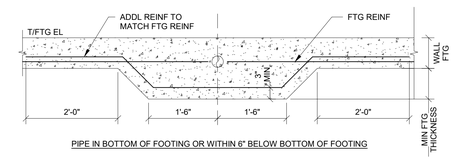

PIPE IN BOTTOM OF FOOTING OR WITHIN 6" BELOW BOTTOM OF FOOTING

NOTES:
1. NO PIPES TO PASS IN OR BENEATH COLUMN FOOTINGS.
2. PIPES SHALL NOT EXCEED 1/3 THE FOOTING THICKNESS AFTER IT HAS BEEN INCREASED.
3. VERIFY PIPE PENETRATION LOCATIONS W/ PLUMBING CONTRACTOR.

7 S-3.02 TYPICAL THICKENED FOOTING AT UNDERGROUND PIPING
3/4" = 1'-0"

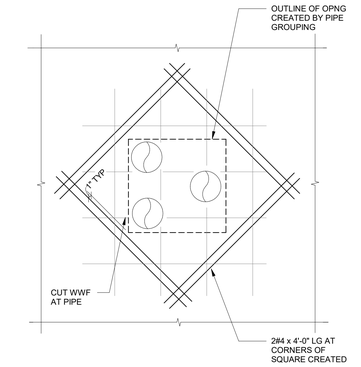

4 S-3.02 TYPICAL SLAB REINFORCEMENT AT PIPING GROUPINGS (3 OR MORE)
3/4" = 1'-0"

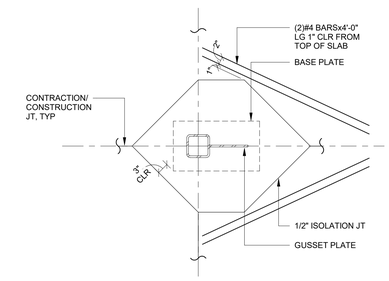

NOTE: HOOK/BEND BARS AS REQUIRED TO AVOID CROSSING SLAB JOINT.

3 S-3.02 TYPICAL ISOLATION JOINT AT STEEL BRACED FRAME COLUMN
3/4" = 1'-0"

NOTE:
FOR MULTIPLE STEPS, HORIZONTAL STEP LENGTH TO NOT BE LESS THAN 4'-0".

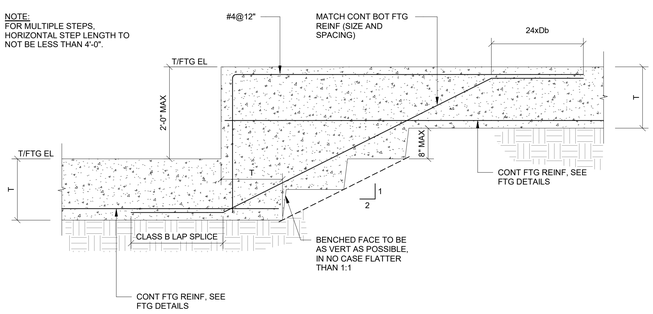

19 S-3.02 TYPICAL CONTINUOUS STEPPED FOOTING
3/4" = 1'-0"

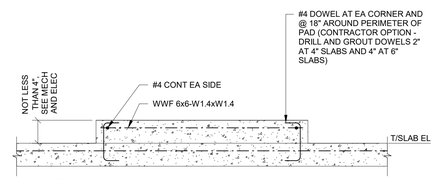

NOTES:
1. COORDINATE SIZE AND LOCATION OF EQUIPMENT PAD WITH ARCH AND MECH

6 S-3.02 TYPICAL GRADE SUPPORTED SLAB AT CONCRETE PAD
3/4" = 1'-0"

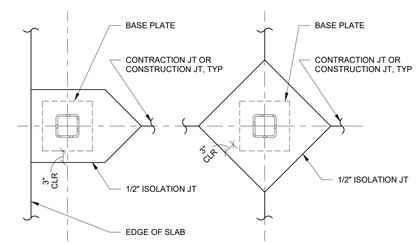

2 S-3.02 TYPICAL ISOLATION JOINT AT STEEL COLUMN
3/4" = 1'-0"

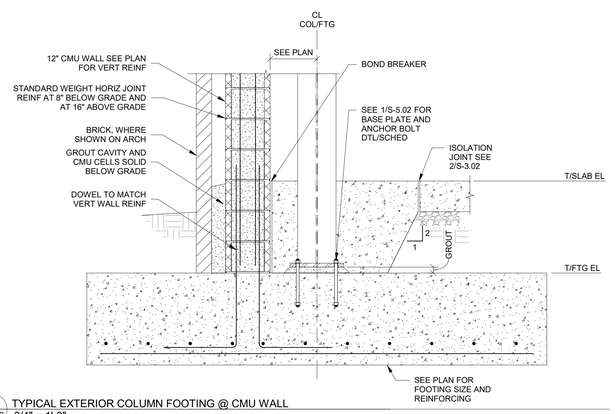

18 S-3.02 TYPICAL EXTERIOR COLUMN FOOTING @ CMU WALL
3/4" = 1'-0"

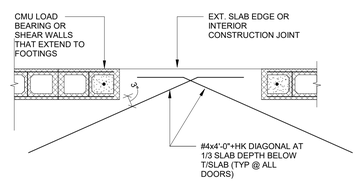

9 S-3.02 TYPICAL RE-ENTRANT BARS AT CMU WALLS
3/4" = 1'-0"

PEDESTAL SCHEDULE

MARK	LENGTH	WIDTH	VERT REINF	TIES	REMARKS
P1	2' - 0"	2' - 0"	(12)#5	#3@12" OC	

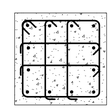

P1

5 S-3.02 PEDESTAL SCHEDULE
3/4" = 1'-0"

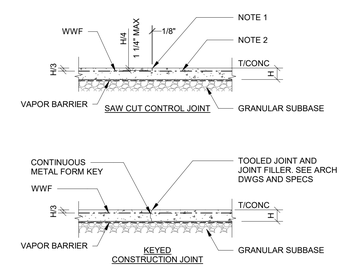

NOTE:
1. SAW CUT SHALL BE MADE SOON ENOUGH TO PREVENT CRACKING, BUT NOT SO SOON AS TO CAUSE SPALLING OF THE CONCRETE WHILE SAWING. FOR JOINT FILLER, SEE ARCHITECTURAL DRAWINGS AND SPECIFICATIONS. FOR JOINT SPACING, SEE STRUCTURAL SPECIFICATIONS.
2. SAW CUT OR DISCONTINUE REINF AT CONSTRUCTION JT.
3. KEYED CONSTRUCTION JOINTS NEED ONLY OCCUR AT EXPOSED EDGES DURING POURING.
4. WHERE REQUIRED FOR SUCCESSFUL INSTALLATION OF FLOOR FINISH SLAB SHALL BE WET CURED AND BE PLACED A MINIMUM OF 90 DAYS PRIOR TO INSTALLATION OF FLOOR FINISHES. AT CONTRACTOR'S OPTION DIAMOND DOWELS MAY BE USED IN LIEU OF CONTINUOUS CONCRETE KEY AT KEYED JOINT.
5. PROVIDE SLAB BOLSTERS A MAX 2'-0" APART FOR WWF SUPPORT

1 S-3.02 TYPICAL GRADE SUPPORTED SLAB AT JOINTS
3/4" = 1'-0"

JERICHO design group
208 Pirkle Ferry Road, Suite C
Cumming, GA 30040

GEORGIA REGISTERED No. 36000174 STRUCTURAL ENGINEER HOLLY C JETTERS

georgia civil
CIVIL ENGINEERING
LANDSCAPE ARCHITECTURE
LAND SURVEYING

SHEAR STRUCTURAL

TOTAL ENGINEERS

Electrical Engineers

CITY OF COVINGTON ESTABLISHED 1882 INTERNATIONALLY ACCREDITED FIRE RESCUE 2005 GEORGIA FIRE DEPARTMENT

FIRE STATION #23

City of Covington

HIGHWAY 36
COVINGTON, GA 30014

PRINT RECORD

No.	DATE	DESCRIPTION
	07/22/2026	ISSUED FOR PERMIT

Drawn By BS & SRC
Checked By HJ
Date 07/02/2026
Job No. 25033

Sheet Title
FOUNDATION DETAILS

Sheet No.
S-3.02

RELEASED FOR CONSTRUCTION

7/22/2026 4:15:46 AM