2026, Jericho Design Group, LLC. These drawings are protected by the copyright laws of the United States. These drawings or any part thereof may not be used for any purpose or reproduced in any form or by any means without the written consent of Doug Shaw.

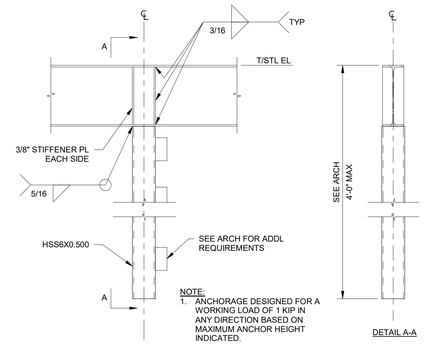

NOTE:
1. ANCHORAGE DESIGNED FOR A WORKING LOAD OF 1 KIP IN ANY DIRECTION BASED ON MAXIMUM ANCHOR HEIGHT INDICATED.

8 / S-5.03 TYPICAL REPELLING ANCHOR
3/4" = 1'-0"

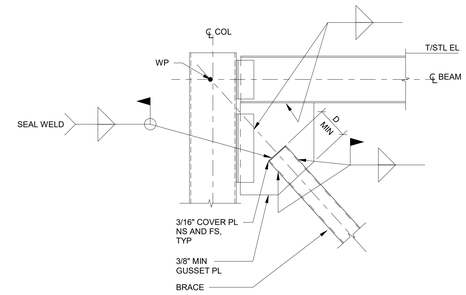

NOTE:
GUSSET PL, SHEAR CONNECTION AND WELDS TO BE SIZED BY SUPPLIER.

4 / S-5.03 TYPICAL VERTICAL BRACE AT END COLUMN AT ROOF
3/4" = 1'-0"

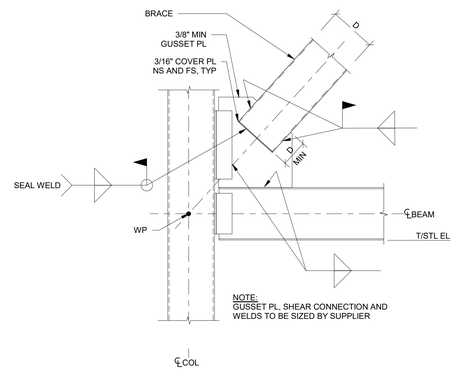

NOTE:
GUSSET PL, SHEAR CONNECTION AND WELDS TO BE SIZED BY SUPPLIER

7 / S-5.03 TYPICAL VERTICAL BRACE AT END COLUMN ABOVE FLOOR
3/4" = 1'-0"

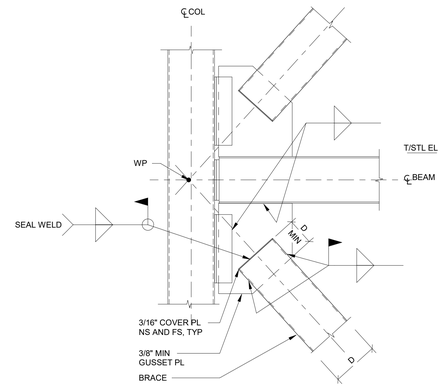

NOTE:
GUSSET PL, SHEAR CONNECTION AND WELDS TO BE SIZED BY SUPPLIER.

3 / S-5.03 TYPICAL VERTICAL BRACE AT END COLUMN AT FLOOR
3/4" = 1'-0"

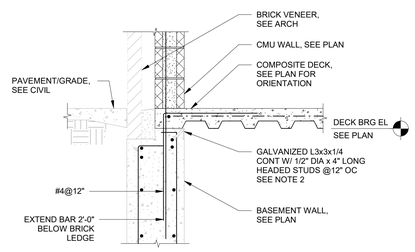

NOTES:

1. BRICK LEDGE SHALL BE 8" MIN TO 16" MAX BELOW GRADE. CONTRACTOR TO COORDINATE WITH FINISHED GRADES. STEPS IN BRICK LEDGE SHALL NOT EXCEED 1'-4"
2. CONTRACTOR SHALL ENSURE ALL DOWELS AND EMBED PLATES ARE CAST INTO THE BASEMENT WALL. (CONTRACTOR OPTION - REBAR DOWELS MAYBE DRILLED AND EPOXIED INTO WALL WITH MIN EMBED 8")

10 / S-5.03 TYPICAL SECTION AT BUILDING FLOOR DECK FRAMING AT BASEMENT WALL
3/4" = 1'-0"

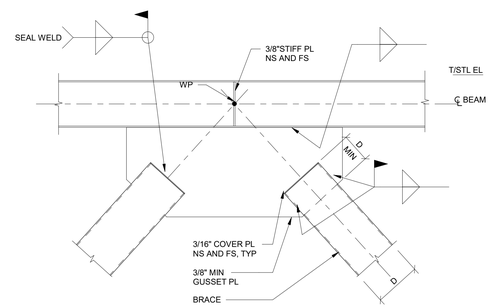

NOTE:
GUSSET PL, SHEAR CONNECTION AND WELDS TO BE SIZED BY SUPPLIER.

6 / S-5.03 TYPICAL VERTICAL BRACE AT BEAM
3/4" = 1'-0"

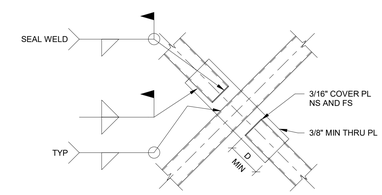

NOTE:
THRU PL AND WELDS TO BE SIZED BY SUPPLIER

2 / S-5.03 TYPICAL VERTICAL BRACE INTERSECTION
3/4" = 1'-0"

EMBED PLATE SCHEDULE											
MARK	NO OF STUD COL	NO OF STUD ROW	SPACING (IN)		PLATE (IN)			ANCHORS			COMMENTS
			STUD COL (CS)	STUD ROW (RS)	WIDTH (W)	HEIGHT (H)	THICKNESS	DIAMETER (IN)	LENGTH (IN)	TYPE	
EP-1	2	3	4	6	12	16	1/2	3/4	4	HEADED STUDS	

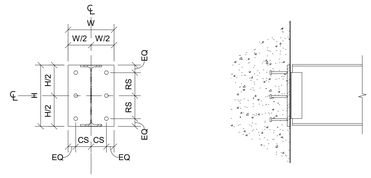

13 / S-5.03 EMBED PLATE SCHEDULE
3/4" = 1'-0"

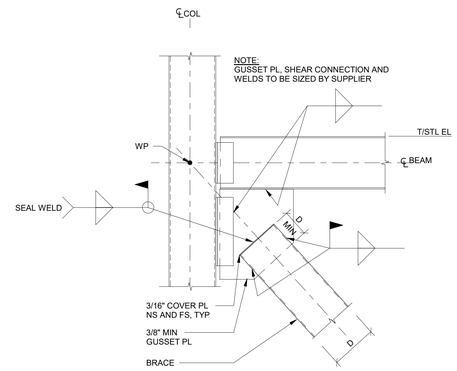

5 / S-5.03 TYPICAL VERTICAL BRACE AT END COLUMN BELOW FLOOR
3/4" = 1'-0"

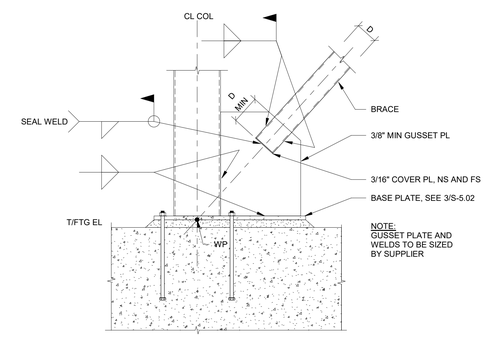

1 / S-5.03 TYPICAL VERTICAL BRACE AT FOUNDATION
3/4" = 1'-0"

JERICHO design group
208 Pirkle Ferry Road, Suite C
Cumming, GA 30040

GEORGIA REGISTERED PROFESSIONAL ENGINEER No. 36000174 STRUCTURAL HOLLY C JETRES

georgia civil
CIVIL ENGINEERING
LANDSCAPE ARCHITECTURE
LAND SURVEYING

SHEAR STRUCTURAL

TOTAL ENGINEERS

Electrical Engineers

CITY OF COVINGTON
ESTABLISHED 1822
INTERNATIONALLY ACCREDITED
FIRE RESCUE
2005
GEORGIA
FIRE DEPARTMENT

FIRE STATION #23

City of Covington

HIGHWAY 36
COVINGTON, GA 30014

PRINT RECORD

No.	DATE	DESCRIPTION
	07/22/2026	ISSUED FOR PERMIT

Drawn By BS & SRC
Checked By HJ
Date 07/02/2026
Job No. 25033

Sheet Title
STEEL FRAMING DETAILS

Sheet No.
S-5.03

RELEASED FOR CONSTRUCTION

7/22/2026 4:15:49 AM