2026, Jericho Design Group, LLC. These drawings are protected by the copyright laws of the United States. These drawings or any part thereof may not be used for any purpose or reproduced in any form or by any means without the written consent of Doug Shaw.



NOTES:
1. DESIGN FOR LOADS PER GENERAL NOTES ON S-0.01.
2. SEE ARCH FOR EXACT LOCATION OF WEB MEMBERS.
3. TRUSS MANUFACTURER TO COORDINATE TRUSS CONFIGURATION AND WEB OPENING LOCATIONS WITH MECHANICAL DUCT WORK.
4. 3'-10" MAX TRUSS TOP CHORD EXTENSION, TYPICAL. SEE ARCH.

13 S-5.21 CTG1 TRUSS GIRDER PROFILE
1/4" = 1'-0"



NOTES:
1. DESIGN FOR LOADS PER GENERAL NOTES ON S-0.01.
2. SEE ARCH FOR EXACT LOCATION OF WEB MEMBERS.
3. TRUSS MANUFACTURER TO COORDINATE TRUSS CONFIGURATION AND WEB OPENING LOCATIONS WITH MECHANICAL DUCT WORK.
4. 3'-10" MAX TRUSS TOP CHORD EXTENSION, TYPICAL. SEE ARCH.

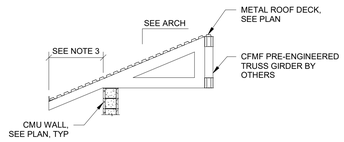

NOTES:
1. DESIGN FOR LOADS PER GENERAL NOTES ON S-0.01.
2. SEE ARCH FOR EXACT LOCATION OF WEB MEMBERS.
3. TRUSS MANUFACTURER TO COORDINATE TRUSS CONFIGURATION AND WEB OPENING LOCATIONS WITH MECHANICAL DUCT WORK.
4. 3'-10" MAX TRUSS TOP CHORD EXTENSION, TYPICAL. SEE ARCH.

17 S-5.21 CT5 TRUSS PROFILE
1/4" = 1'-0"

12 S-5.21 CT3 TRUSS PROFILE
1/4" = 1'-0"

NOTES:
1. DESIGN FOR LOADS PER GENERAL NOTES ON S-0.01.
2. SEE ARCH FOR EXACT LOCATION OF WEB MEMBERS.
3. TRUSS MANUFACTURER TO COORDINATE TRUSS CONFIGURATION AND WEB OPENING LOCATIONS WITH MECHANICAL DUCT WORK.
4. 3'-10" MAX TRUSS TOP CHORD EXTENSION, TYPICAL. SEE ARCH.

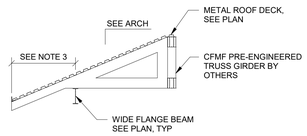

NOTES:
1. DESIGN FOR LOADS PER GENERAL NOTES ON S-0.01.
2. SEE ARCH FOR EXACT LOCATION OF WEB MEMBERS.
3. TRUSS MANUFACTURER TO COORDINATE TRUSS CONFIGURATION AND WEB OPENING LOCATIONS WITH MECHANICAL DUCT WORK.
4. 3'-10" MAX TRUSS TOP CHORD EXTENSION, TYPICAL. SEE ARCH.

16 S-5.21 CT4 TRUSS PROFILE
1/4" = 1'-0"

11 S-5.21 CT2 TRUSS PROFILE
1/4" = 1'-0"

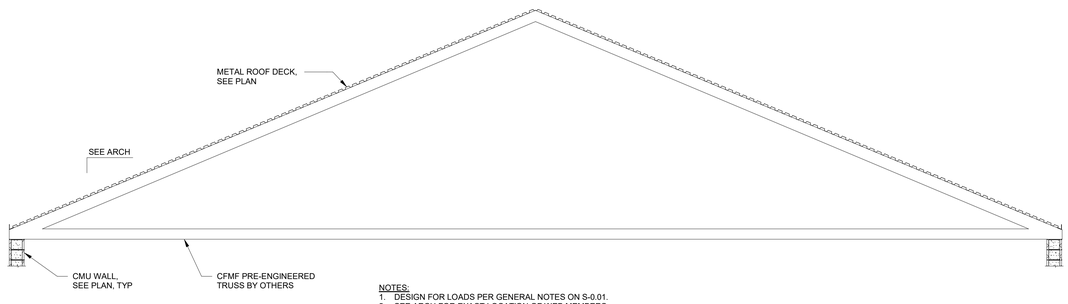

NOTES:
1. DESIGN FOR LOADS PER GENERAL NOTES ON S-0.01.
2. SEE ARCH FOR EXACT LOCATION OF WEB MEMBERS.

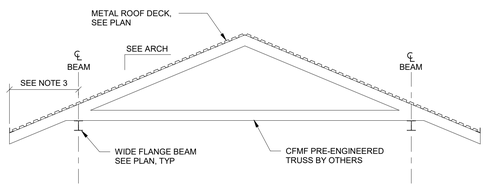

NOTES:
1. DESIGN FOR LOADS PER GENERAL NOTES ON S-0.01.
2. SEE ARCH FOR EXACT LOCATION OF WEB MEMBERS.
3. TRUSS MANUFACTURER TO COORDINATE TRUSS CONFIGURATION AND WEB OPENING LOCATIONS WITH MECHANICAL DUCT WORK.
4. 4'-6" MAX TRUSS TOP CHORD EXTENSION, TYPICAL. SEE ARCH.

15 S-5.21 CT6 TRUSS PROFILE
1/4" = 1'-0"

10 S-5.21 CT1 TRUSS PROFILE
1/4" = 1'-0"

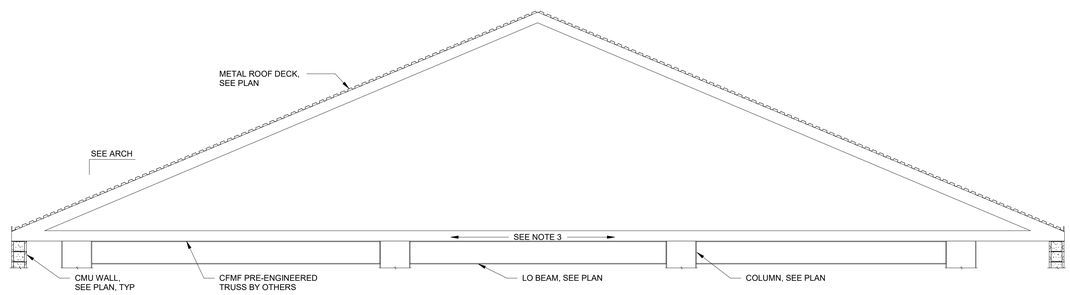

NOTES:
1. DESIGN FOR LOADS PER GENERAL NOTES ON S-0.01.
2. SEE ARCH FOR EXACT LOCATION OF WEB MEMBERS.
3. TRUSS BOTTOM CHORD SHALL BE DESIGNED TO TRANSFER SHEAR OF 41.8 KIPS (LRFD).

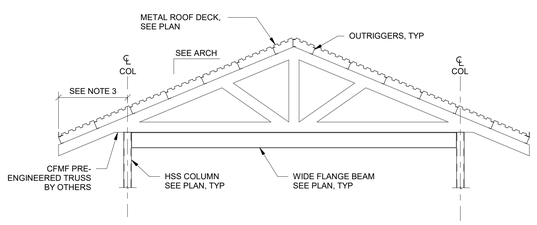

NOTES:
1. DESIGN FOR LOADS PER GENERAL NOTES ON S-0.01.
2. SEE ARCH FOR EXACT LOCATION OF WEB MEMBERS.
3. TRUSS MANUFACTURER TO COORDINATE TRUSS CONFIGURATION AND WEB OPENING LOCATIONS WITH MECHANICAL DUCT WORK.
4. 4'-6" MAX TRUSS TOP CHORD EXTENSION, TYPICAL. SEE ARCH.

14 S-5.21 CT7 TRUSS PROFILE
1/4" = 1'-0"

9 S-5.21 CDT1 DRAG TRUSS PROFILE
1/4" = 1'-0"

JERICHO design group
208 Pirkle Ferry Road, Suite C
Cumming, GA 30040

GEORGIA REGISTERED No. 36000174 STRUCTURAL ENGINEER HOLLY C JETHRS

georgia civil
CIVIL ENGINEERING
LANDSCAPE ARCHITECTURE
LAND SURVEYING

SHEAR STRUCTURAL

TOTAL ENGINEERS

Electrical Engineers

CITY OF COVINGTON FIRE RESCUE GEORGIA FIRE DEPARTMENT ESTABLISHED 1882 INTERNATIONALLY ACCREDITED 2005

FIRE STATION #23

City of Covington

HIGHWAY 36
COVINGTON, GA 30014

PRINT RECORD

No.	DATE	DESCRIPTION
	07/22/2026	ISSUED FOR PERMIT

Drawn By BS & SRC
Checked By HJ
Date 07/02/2026
Job No. 25033

Sheet Title
STEEL TRUSS ELEVATIONS

Sheet No.
S-5.21

RELEASED FOR CONSTRUCTION

7/22/2026 4:15:50 AM