2026, Jericho Design Group, LLC. These drawings are protected by the copyright laws of the United States. These drawings or any part thereof may not be used for any purpose or reproduced in any form or by any means without the written consent of Doug Shaw.

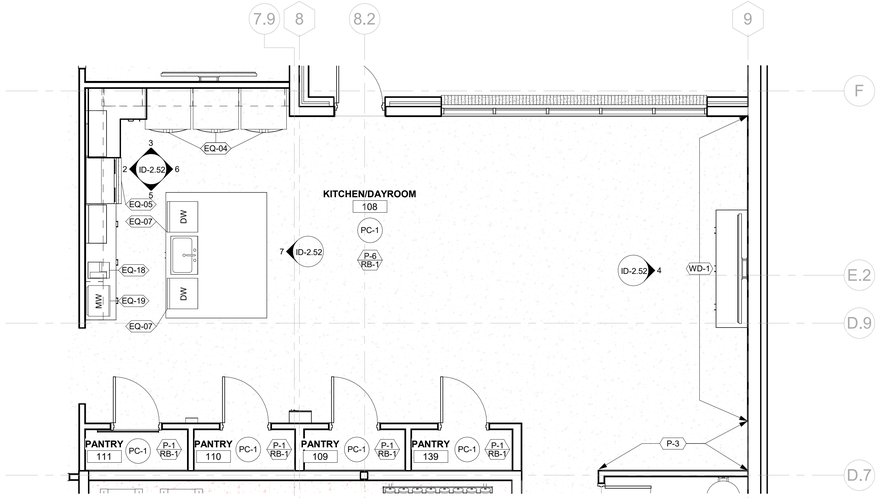

1 ENLARGED PLAN - KITCHEN/DAYROOM 108

SCALE: 1/4" = 1'-0"

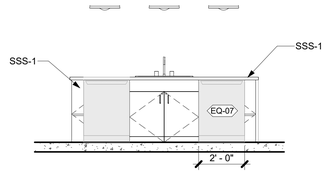

6 INT. ELEV. - KITCHEN 108 D

SCALE: 3/8" = 1'-0"

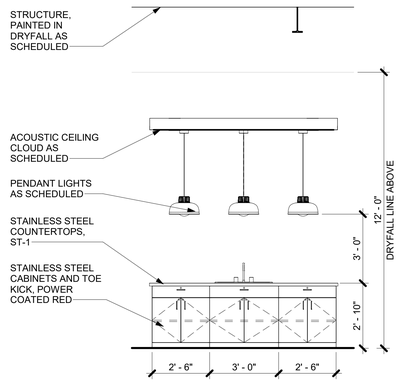

7 INT. ELEV. - KITCHEN 108 E

SCALE: 3/8" = 1'-0"

MILLWORK GENERAL NOTES

1. REFER TO INTERIOR ELEVATIONS, WHICH IDENTIFY THE ROOM AND WALL (NORTH, SOUTH, EAST OR WEST) ON WHICH THE CABINETRY IS LOCATED. COORDINATE ALSO WITH FLOOR PLANS.
2. SPECIALIZED CABINET SECTIONS ONLY ARE KEYED OR NOTED ON CABINET ELEVATIONS. OTHER CABINET SECTIONS ILLUSTRATE TYPICAL CONSTRUCTION & NOT EVERY DOOR AND/OR DRAWER VARIATION IS SHOWN.
3. ALL WORKSURFACES & COUNTERTOPS ARE PL-2 U.N.O.
4. PROVIDE FINISHED END PANELS AND/OR END RETURNS AT OPEN ENDED CABINETRY (INCLUDING KNEE SPACES).
5. PROVIDE PLAM CLAD TRIM AND FILLER PANELS WHERE EQUIPMENT IS LOCATED WITHIN CABINET UNITS.
6. GLASS PANELS ARE 1/4" CLEAR TEMPERED GLAZING U.N.O.
7. PROVIDE SIDE SPLASHES WHERE COUNTERTOPS ABUT WALLS AT SIDES - U.N.O.
8. PROVIDE COUNTERTOP BRACE SUPPORTS AT 48" O.C. MAX. @ KNEE SPACES & LAVATORY COUNTERS, U.N.O.
9. PROVIDE 3" DIA. GROMMETS AT BACK OF COUNTERTOPS EXACT LOCATION TO BE COORDINATED WITH THE OWNER IN THE FIELD AT THE TIME OF INSTALLATION.
10. PROVIDE BLOCKING WITHIN PARTITION FOR ALL CABINETRY ATTACHED TO WALLS. SEE DETAILS FOR ATTACHMENT DETAILS.
11. PROVIDE ALL STRAIGHT RUN COUNTERTOPS THAT HAVE SINKS, WITH SEPARATE BACKSSPLASH TO COUNTERTOP.
12. FILE DRAWERS ARE NOTED ON ELEVATIONS. PROVIDE MINIMUM INSIDE CLEAR DIMENSIONS OF 13.5" WIDE BY 10.5" HIGH BY 20.5" DEEP.
13. CABINET UNIT DEPTH IS AS SHOWN ON SECTION, U.N.O ON ELEVATION(S).
14. FOR FIELD APPLIED MIRRORS, EXTEND MIRRORS FROM THE TOP OF COUNTERTOP SPLASH TO 6'-0" A.F.F., U.N.O.
15. PROVIDE BOTTOM CLOSURE FOR FILLER PANELS AT TOE SPACES AND AT BOTTOM OF UPPER WALL CABINETS TO CLOSE OFF AND SEAL TIGHT ALL CONCEALED OPENINGS.
16. ALL MILLWORK/CASEWORK TO BE PL-1 U.N.O.

CABINET HARDWARE:

DOOR HINGES TO BE BLUM 71T5580 CHROMED, CONCEALED, SELF-CLOSING. DRAWER SLIDES TO BE HEAVY DUTY ACCURIDE HAFELE #4034, DRAWER PULLS TO BE MOCKETT DP55A STAINLESS STEEL OR APPROVED EQUALS MILLWORK REVEALS: PITTCON, VENEER CHANNEL, VPR75-38/38

ALL RECEPTION/WAITING MILLWORK TO BE PREMIUM GRADE

ALL EXAM ROOM MILLWORK AND P-LAM CASEWORK TO PER AWI STANDARDS.

ALL CABINET/FILES TO BE LOCKABLE

INTERIOR ELEVATION NOTES

1. GENERAL CONTRACTOR TO COORDINATE EQUIPMENT OUTLINED IN "EQUIPMENT LEGEND" WITH OWNER & OWNER'S MEDICAL EQUIPMENT REPRESENTATIVE. THIS INCLUDES VERTICAL AND HORIZONTAL MOUNTING HEIGHTS OF ALL DEVICES, COORDINATION WITH ARCHITECTURAL, MECHANICAL, ELECTRICAL AND PLUMBING. THE ARCHITECT SHALL RECEIVE SHOP DRAWINGS SHOWING FINALIZED SELECTION OF EQUIPMENT AND SPECIFICA MODEL NUMBERS REVIEWED BY DESIGN TEAM/ENGINEERS PRIOR TO PROCEEDING WITH SCOPE OF WORK.
2. ELECTRICAL OUTLETS ARE ONLY SHOWN FOR COORDINATION WITH EQUIPMENT, SEE ELECTRICAL DRAWINGS FOR MORE INFORMATION..
3. LOW VOLTAGE BY OWNER'S REPRESENTATIVE.
4. FURNITURE SHOWN IS TO BE PROVIDED BY OWNER U.N.O. GENERAL CONTRACTOR TO COORDINATE WITH OWNER ON DELIVERY SCHEDULE.

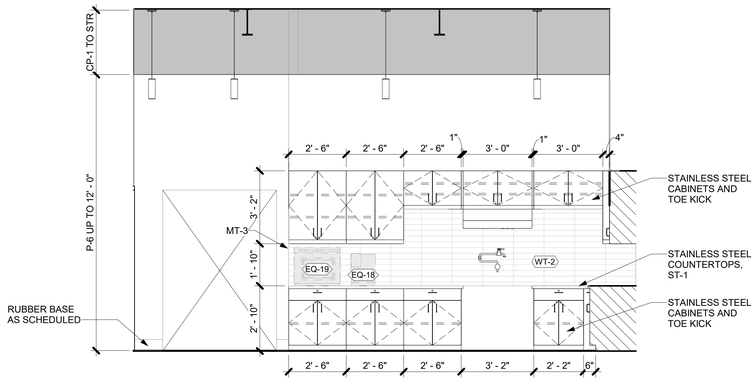

2 INT. ELEV. - KITCHEN 108 A

SCALE: 3/8" = 1'-0"

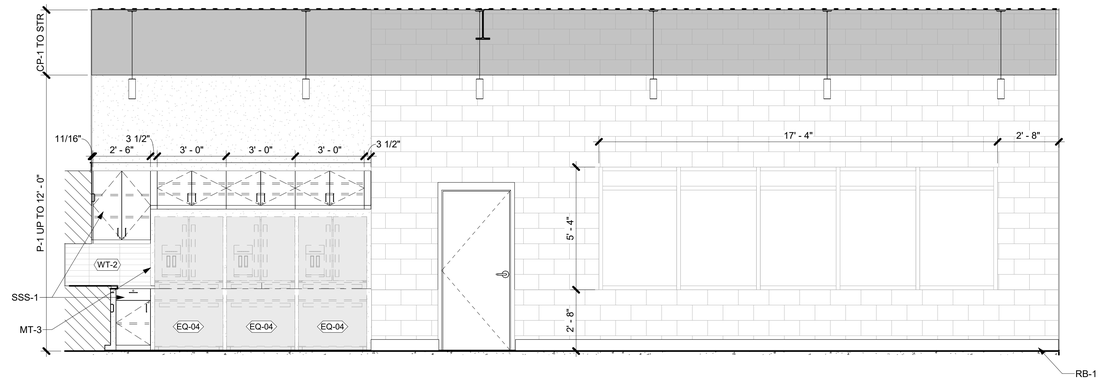

3 INT. ELEV. - KITCHEN 108 B

SCALE: 3/8" = 1'-0"

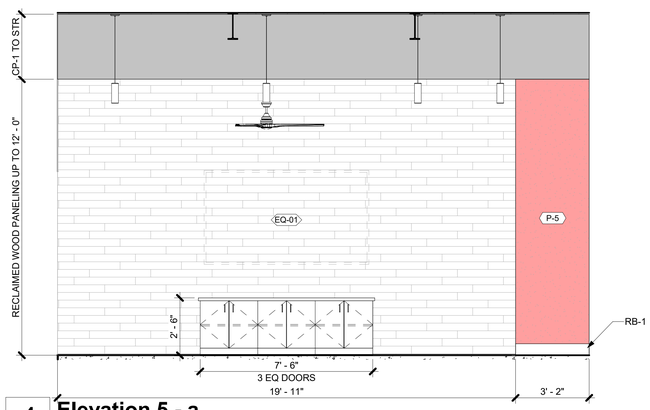

4 Elevation 5 - a

SCALE: 3/8" = 1'-0"

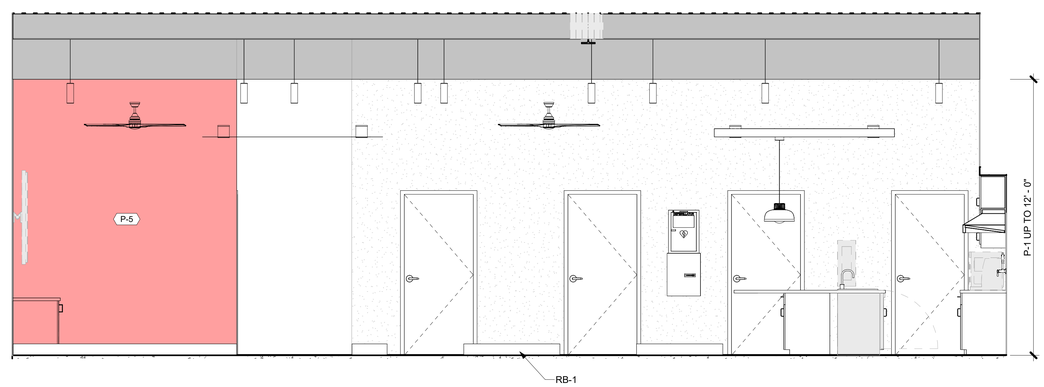

5 INT. ELEV. - KITCHEN 108 C

SCALE: 3/8" = 1'-0"

JERICHO design group
208 Pirkle Ferry Road, Suite C
Cumming, GA 30040

STATE OF GEORGIA
DOUGLAS E SHAW
07/22/2026
CERTIFICATE NO. RA014145
REGISTERED ARCHITECT

georgia civil
CIVIL ENGINEERING
LANDSCAPE ARCHITECTURE
LAND SURVEYING

SHEAR STRUCTURAL

TOTAL ENGINEERS

Electrical Engineers

CITY OF COVINGTON
ESTABLISHED 1822
INCORPORATED 2005
FIRE RESCUE
GEORGIA
FIRE DEPARTMENT

FIRE STATION #23

City of Covington

HIGHWAY 36
COVINGTON, GA 30014

PRINT RECORD

No.	DATE	DESCRIPTION
	07/22/2026	ISSUED FOR PERMIT

Drawn By	Checked By
ED	JDG
Date	**Job No.**
07/22/2026	25033

Sheet Title

ENLARGED FINISH PLANS & ELEVATIONS

Sheet No.

ID-2.52

RELEASED FOR CONSTRUCTION

7/29/2026 8:17:27 AM