2026, Jericho Design Group, LLC. These drawings are protected by the copyright laws of the United States. These drawings or any part thereof may not be used for any purpose or reproduced in any form or by any means without the written consent of Doug Shaw.

TOILET ACCESSORY SCHEDULE

TAG NO.	DESCRIPTION	MANUFACTURER	MODEL	FURNISHED BY CONTRACTOR	FURNISHED BY OWNER	INSTALLED BY CONTRACTOR	INSTALLED BY OWNER	COMMENTS
	<varies>	<varies>	<varies>					<varies>
TA-A-01	1-1/2" DIA, 36 x 42 ADA GRAB BARS	BOBRICK	B-6806x36; B-6806x42	X		X		
TA-B-01	WALL MOUNTED SOAP DISPENSER	BOBRICK	B-4069	X		X		
TA-C-01	TOWEL DISPENSER/WASTE RECEPTACLE - RECESSED	BOBRICK	B-369	X		X		
TA-D-01	TOILET TISSUE DISPENSER	BOBRICK	B-3588					
TA-E-01	AVERY MIRROR - GLOSSY BURGUNDY	MDC MIRRORS	MHE51211BU	X		X		CONTACT JAMIE WALKER, JWalker@mdcwall.com, 470-862-8332
TA-F-01	MOP AND BROOM HOLDER; 36"	BOBRICK	B-223x36	X		X		
[illegible]	[illegible]	[illegible]	[illegible]07 X 60	X		X		PROVIDE SHOWER CURTAIN RINGS AS REQUIRED

***TOILET ACCESSORIES HAVE NOT BEEN DISCUSSED W/ OWNER.

MILLWORK GENERAL NOTES

1. REFER TO INTERIOR ELEVATIONS, WHICH IDENTIFY THE ROOM AND WALL (NORTH, SOUTH, EAST OR WEST) ON WHICH THE CABINETRY IS LOCATED. COORDINATE ALSO WITH FLOOR PLANS.
2. SPECIALIZED CABINET SECTIONS ONLY ARE KEYED OR NOTED ON CABINET ELEVATIONS. OTHER CABINET SECTIONS ILLUSTRATE TYPICAL CONSTRUCTION & NOT EVERY DOOR AND/OR DRAWER VARIATION IS SHOWN.
3. ALL WORKSURFACES & COUNTERTOPS ARE PL-2 U.N.O.
4. PROVIDE FINISHED END PANELS AND/OR END RETURNS AT OPEN ENDED CABINETRY (INCLUDING KNEE SPACES).
5. PROVIDE PLAM CLAD TRIM AND FILLER PANELS WHERE EQUIPMENT IS LOCATED WITHIN CABINET UNITS.
6. GLASS PANELS ARE 1/4" CLEAR TEMPERED GLAZING U.N.O.
7. PROVIDE SIDE SPLASHES WHERE COUNTERTOPS ABUT WALLS AT SIDES - U.N.O.
8. PROVIDE COUNTERTOP BRACE SUPPORTS AT 48" O.C. MAX. @ KNEE SPACES & LAVATORY COUNTERS, U.N.O.
9. PROVIDE 3" DIA. GROMMETS AT BACK OF COUNTERTOPS EXACT LOCATION TO BE COORDINATED WITH THE OWNER IN THE FIELD AT THE TIME OF INSTALLATION.
10. PROVIDE BLOCKING WITHIN PARTITION FOR ALL CABINETRY ATTACHED TO WALLS. SEE DETAILS FOR ATTACHMENT DETAILS.
11. PROVIDE ALL STRAIGHT RUN COUNTERTOPS THAT HAVE SINKS, WITH SEPARATE BACKSSPLASH TO COUNTERTOP.
12. FILE DRAWERS ARE NOTED ON ELEVATIONS. PROVIDE MINIMUM INSIDE CLEAR DIMENSIONS OF 13.5" WIDE BY 10.5" HIGH BY 20.5" DEEP.
13. CABINET UNIT DEPTH IS AS SHOWN ON SECTION, U.N.O ON ELEVATION(S).
14. FOR FIELD APPLIED MIRRORS, EXTEND MIRRORS FROM THE TOP OF COUNTERTOP SPLASH TO 6'-0" A.F.F., U.N.O.
15. PROVIDE BOTTOM CLOSURE FOR FILLER PANELS AT TOE SPACES AND AT BOTTOM OF UPPER WALL CABINETS TO CLOSE OFF AND SEAL TIGHT ALL CONCEALED OPENINGS.
16. ALL MILLWORK/CASEWORK TO BE PL-1 U.N.O.

CABINET HARDWARE:

DOOR HINGES TO BE BLUM 71T5580 CHROMED, CONCEALED, SELF-CLOSING.
DRAWER SLIDES TO BE HEAVY DUTY ACCURIDE HAFELE #4034.
DRAWER PULLS TO BE MOCKETT DP55A STAINLESS STEEL OR APPROVED EQUALS
MILLWORK REVEALS: PITTCON, VENEER CHANNEL, VPR75-38/38

ALL RECEPTION/WAITING MILLWORK TO BE PREMIUM GRADE

ALL EXAM ROOM MILLWORK AND P-LAM CASEWORK TO PER AWI STANDARDS.

ALL CABINET/FILES TO BE LOCKABLE

INTERIOR ELEVATION NOTES

1. GENERAL CONTRACTOR TO COORDINATE EQUIPMENT OUTLINED IN "EQUIPMENT LEGEND" WITH OWNER & OWNER'S MEDICAL EQUIPMENT REPRESENTATIVE. THIS INCLUDES VERTICAL AND HORIZONTAL MOUNTING HEIGHTS OF ALL DEVICES, COORDINATION WITH ARCHITECTURAL, MECHANICAL, ELECTRICAL AND PLUMBING. THE ARCHITECT SHALL RECEIVE SHOP DRAWINGS SHOWING FINALIZED SELECTION OF EQUIPMENT AND SPECIFICA MODEL NUMBERS REVIEWED BY DESIGN TEAM/ENGINEERS PRIOR TO PROCEEDING WITH SCOPE OF WORK.
2. ELECTRICAL OUTLETS ARE ONLY SHOWN FOR COORDINATION WITH EQUIPMENT, SEE ELECTRICAL DRAWINGS FOR MORE INFORMATION..
3. LOW VOLTAGE BY OWNER'S REPRESENTATIVE.
4. FURNITURE SHOWN IS TO BE PROVIDED BY OWNER U.N.O. GENERAL CONTRACTOR TO COORDINATE WITH OWNER ON DELIVERY SCHEDULE.

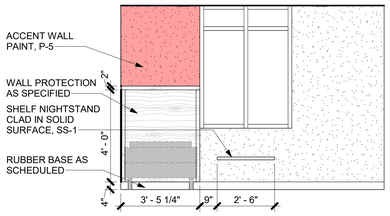

15 INT. ELEV. - 2ND LEVEL TYP. BUNK A
SCALE: 3/8" = 1'-0"

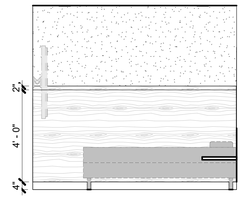

16 INT. ELEV. - 2ND LEVEL TYP. BUNK B
SCALE: 3/8" = 1'-0"

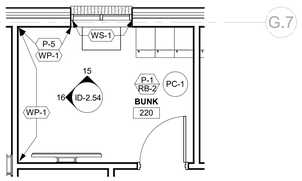

14 LEVEL 2 BUNK ROOM TYP
SCALE: 1/4" = 1'-0"

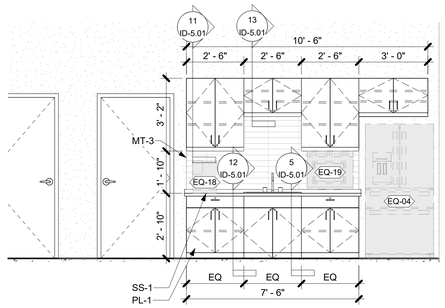

1 INT. ELEV. - KITCHEN/DAYROOM 214
SCALE: 3/8" = 1'-0"

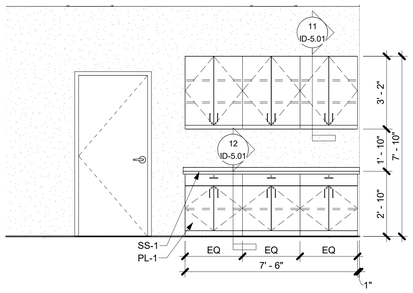

2 INT. ELEV. - FM OFFICE 208
SCALE: 3/8" = 1'-0"

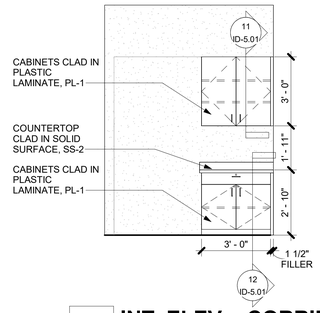

3 INT. ELEV. - CORRIDOR 205
SCALE: 3/8" = 1'-0"

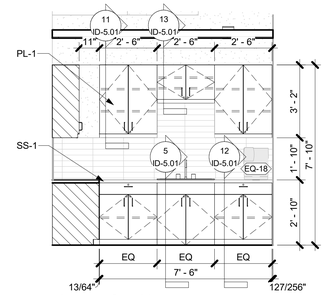

5 INT. ELEV. - DAYROOM/KITCHEN 217 A
SCALE: 3/8" = 1'-0"

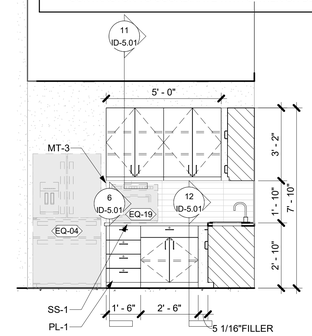

6 INT. ELEV. - DAYROOM/KITCHEN 217 B
SCALE: 3/8" = 1'-0"

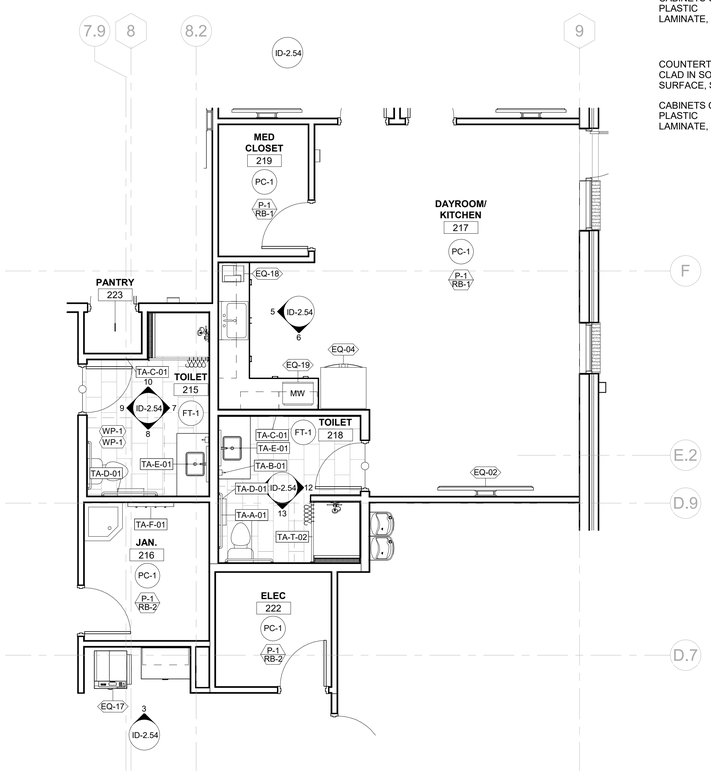

4 ENLARGED PLAN - DAYROOM/KITCHEN 217
SCALE: 1/4" = 1'-0"

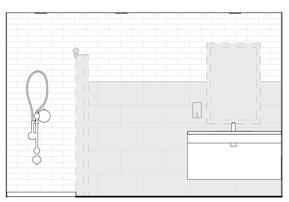

7 INT. ELEV. - TOILET 215 A
SCALE: 3/8" = 1'-0"

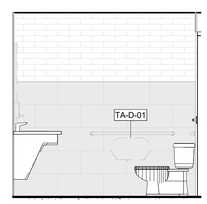

8 INT. ELEV. - TOILET 215 B
SCALE: 3/8" = 1'-0"

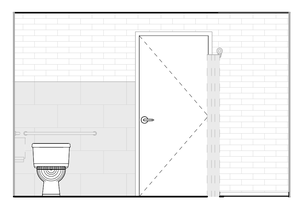

9 INT. ELEV. - TOILET 215 C
SCALE: 3/8" = 1'-0"

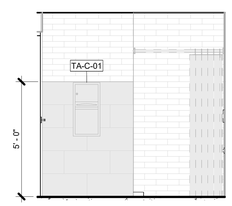

10 INT. ELEV. - TOILET 215 D
SCALE: 3/8" = 1'-0"

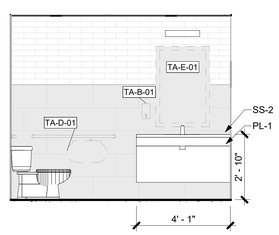

11 INT. ELEV. - TOILET 218 A
SCALE: 3/8" = 1'-0"

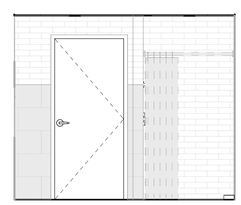

12 INT. ELEV. - TOILET 218 B
SCALE: 3/8" = 1'-0"

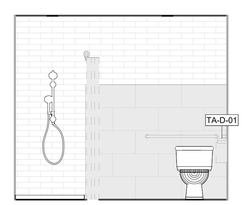

13 INT. ELEV. - TOILET 218 C
SCALE: 3/8" = 1'-0"

JERICHO design group
208 Pirkle Ferry Road, Suite C
Cumming, GA 30040

STATE OF GEORGIA
DOUGLAS E SHAW
07/22/2026
CERTIFICATE NO. RA014375
REGISTERED ARCHITECT

georgia civil
CIVIL ENGINEERING
LANDSCAPE ARCHITECTURE
LAND SURVEYING

SHEAR STRUCTURAL

TOTAL ENGINEERS

Electrical Engineers

CITY OF COVINGTON
ESTABLISHED 1882
FIRE RESCUE
INTERNATIONALLY ACCREDITED
2005
GEORGIA
FIRE DEPARTMENT

FIRE STATION #23

City of Covington

HIGHWAY 36
COVINGTON, GA 30014

PRINT RECORD

No.	DATE	DESCRIPTION
	07/22/2026	ISSUED FOR PERMIT

Drawn By ED
Checked By JDG
Date 07/22/2026
Job No. 25033

Sheet Title
ENLARGED FINISH PLANS & ELEVATIONS

Sheet No.
ID-2.54

RELEASED FOR CONSTRUCTION

7/29/2026 8:17:33 AM