2026, Jericho Design Group, LLC. These drawings are protected by the copyright laws of the United States. These drawings or any part thereof may not be used for any purpose or reproduced in any form or by any means without the written consent of Doug Shaw.

## NEW WORK NOTES - M-1.02

| NOTE NUMBER | NOTE TEXT |
|---|---|
| # | |
| 1 | 1" DUCT LINER MINIMUM OF 5'-0" LONG INSIDE OF BUILDING. INCREASE DUCT SIZE TO KEEP INSIDE OF DUCT THE SAME SIZE OF CONNECTED DUCT. |
| 2 | CALL-OUT IS SHOWN FOR CLARITY FOR DUCT UNDER MECHANICAL PLATFORM. |
| 3 | ROUTE CONDENSATE DRAIN OUTSIDE TO 8" AFF. PROVIDE 45-DEGREES ELBOW AT THE END OF PIPE T0 GUIDE CONDENSATE AWAY FROM BUILDING WALL PROVIDE SPLASH BLOCK AT DISCHARGE. |
| 4 | ROUTE REFRIGERANT PIPES FROM OUTDOOR UNIT TO RESPECTIVE INDOOR UNIT. ROUTE AND SIZE PER MANUFACTURER'S INSTRUCTIONS. |
| 5 | INSTALL AUXILIARY PAN WITH WATER-LEVEL MONITORING DEVICE (FLOAT SWITCH) UNDERNEATH THE NEW AH. |
| 6 | EXHAUST WALL CAP, INSTALL VENT CAP AT EXTERIOR. COORDINATE LOCATION OF VENT WITH STRUCTURE AND ARCHITECTURAL COMPONENTS. SEE DETAIL 1 ON SHEET M0.6. |
| 7 | ROUTE REFRIGERANT PIPES TO RESPECTIVE AIR-CONDITIONING UNIT LOCATED INSIDE BUILDING. ROUTE AND SIZE PER MANUFACTURER'S INSTRUCTIONS. |
| 8 | INSTALL AH-3 AT THE MEZZANINE LEVEL. CONTRACTOR SHALL PROVIDE AND INSTALL ALL REQUIRED CONDENSATE DRAIN PIPING, ELECTRICAL CONNECTIONS, AND ASSOCIATED ACCESSORIES TO PLACE THE UNIT INTO FULL OPERATION. CAP THE SUPPLY AND RETURN DUCT CONNECTIONS AIRTIGHT UNTIL THE UNIT IS PLACED INTO SERVICE. |
| 9 | PROVIDE REQUIRED SERVICE CLEARANCES PER MANUFACTURER'S INSTRUCTIONS. |
| 10 | PD – 202 SPACE IS NOT SCOPE FOR MECHANICAL. INSTALL AH-3 AND IT APPURTENANCES AS NOTED IN NOTE 8. INSTALL D EF-4 AND IT APPURTENANCES. ROUTE EXHAUST DUCT OUT AS INDICATED WITH VENT CAP ON EXTERIOR WALL. |

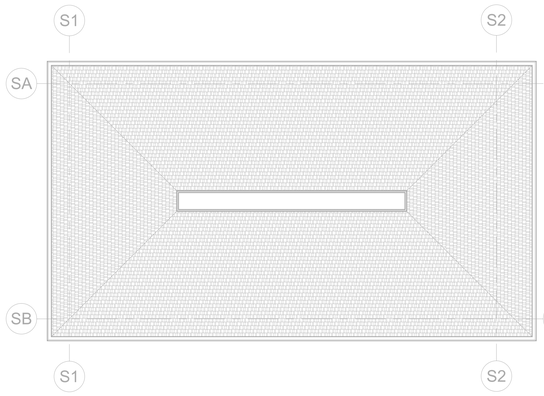

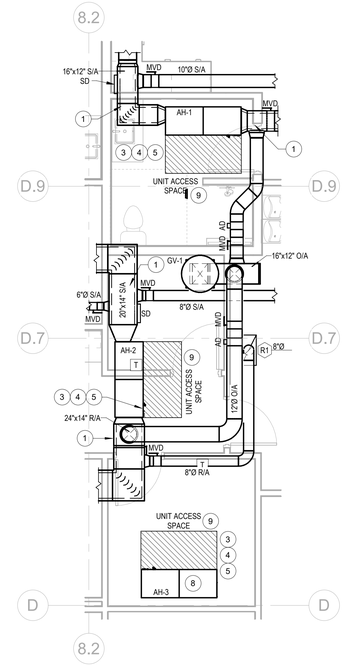


2 / M1.02 MECHANICAL SPACE ABOVE 2ND FLOOR
1/4" = 1'-0"

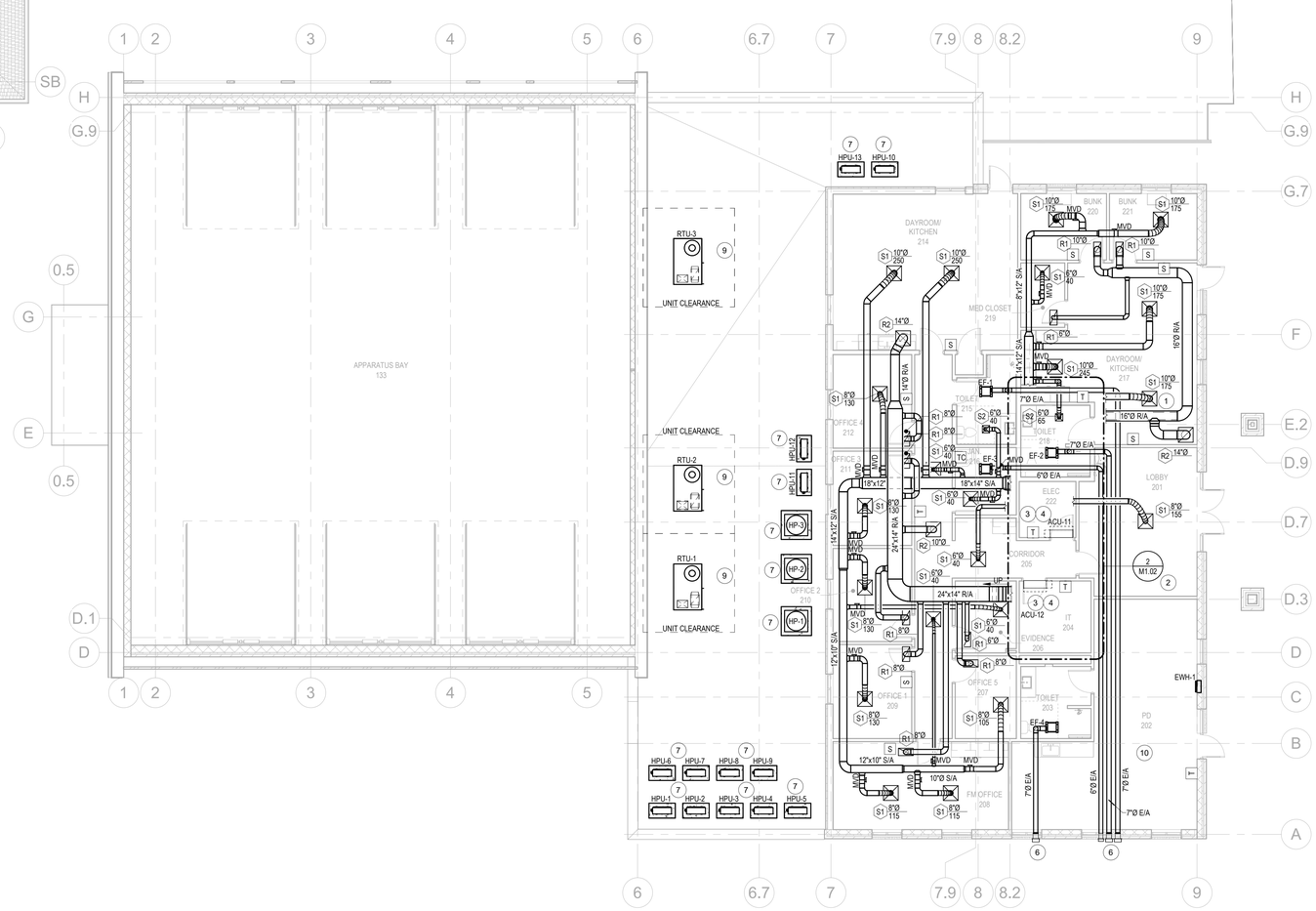


1 / M1.02 LEVEL 2 - MECHANICAL PLAN
1/8" = 1'-0"

JERICHO design group
208 Pirkle Ferry Road, Suite C
Cumming, GA 30040
GEORGIA REGISTERED No. PE036664 PROFESSIONAL ENGINEER KRUNAL M PATEL
7/28/2026

georgia civil
CIVIL ENGINEERING
LANDSCAPE ARCHITECTURE
LAND SURVEYING

SHEAR STRUCTURAL

TOTAL ENGINEERS

Electrical Engineers

CITY OF COVINGTON ESTABLISHED 1822 FIRE RESCUE GEORGIA 2005 FIRE DEPARTMENT

# FIRE STATION #23

City of Covington

HIGHWAY 36
COVINGTON, GA 30014

**PRINT RECORD**

| No. | DATE | DESCRIPTION |
|---|---|---|
| | 07/22/2026 | ISSUED FOR PERMIT |

**Drawn By** JSW
**Checked By** KP
**Date** 07/22/2026
**Job No.** 25-109

**Sheet Title**
**LEVEL 2 - MECHANICAL PLAN**

**Sheet No.**
# M1.02

RELEASED FOR CONSTRUCTION

7/28/2026 4:53:07 PM