2026, Jericho Design Group, LLC. These drawings are protected by the copyright laws of the United States. These drawings or any part thereof may not be used for any purpose or reproduced in any form or by any means without the written consent of Doug Shaw.

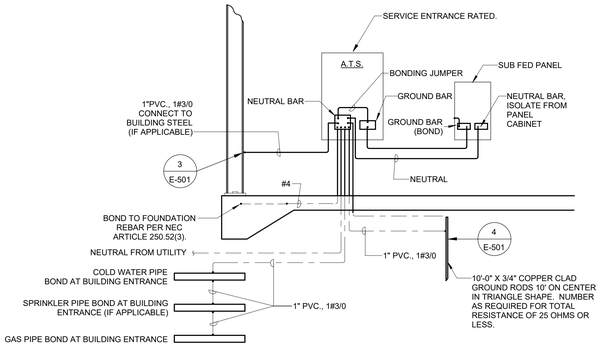

2 E-501 SERVICE GROUNDING DETAIL
NO SCALE

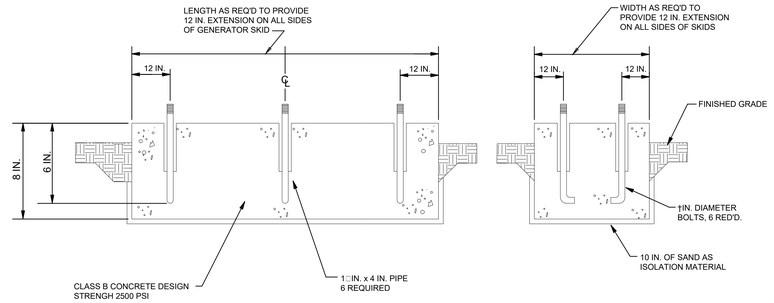

7 E-501 GENERATOR PAD DETAIL
NO SCALE

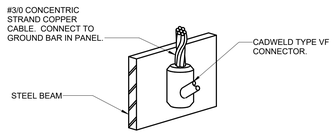

3 E-501 CABLE CONNECTION TO STEEL BEAM
NO SCALE

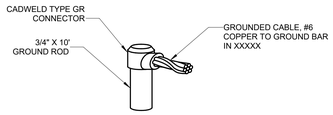

4 E-501 CABLE CONNECTION TO GROUND ROD
NO SCALE

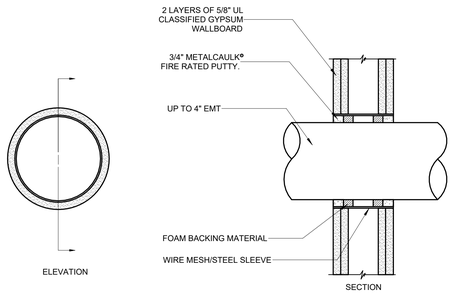

NOTE: WHERE CONDUIT IS USED AS A SLEEVE FOR ROUTING LOW VOLTAGE CABLES THROUGH A RATED WALL, LOCATE CONDUCTORS IN CENTER OF SLEEVE AND FILL OPENING WITH FIRE RATED PUTTY AT EACH END OF SLEEVE.

5 E-501 DETAIL - GYPSUM WALLBOARD PENETRATION
NO SCALE

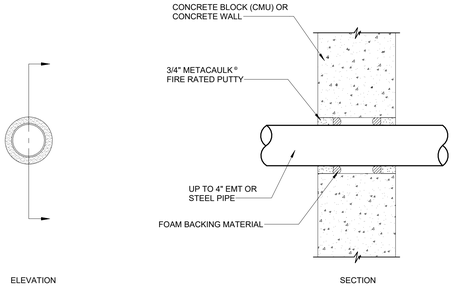

NOTE: WHERE CONDUIT IS USED AS A SLEEVE FOR ROUTING LOW VOLTAGE CABLES THROUGH A RATED WALL, LOCATE CONDUCTORS IN CENTER OF SLEEVE AND FILL OPENING WITH FIRE RATED PUTTY AT EACH END OF SLEEVE.

6 E-501 DETAIL - CONCRETE WALL PENETRATION
NO SCALE

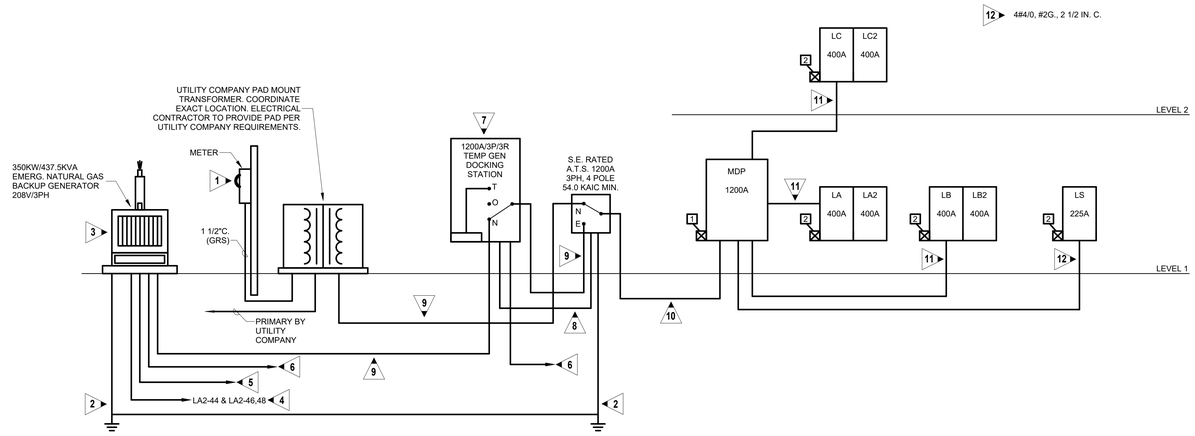

1 E-501 POWER RISER DIAGRAM
NO SCALE

T.V.S.S.

1 MAIN SERVICE PANELS, PROVIDE 5#6 CONDUCTORS IN 1 IN. C. FROM 60A/3P BREAKER IN SUPPLYING PANEL. PROVIDE BREAKER, IN U.L. 1449 LISTED, 300,000 SURGE CURRENT RATING, EATON EXTERNALLY MOUNTED "SPD" SERIES OR EQUAL.

2 DISTRIBUTION PANELS, PROVIDE 5#6 CONDUCTORS IN 1 IN. C. FROM 60A/3P BREAKER IN SUPPLYING PANEL. PROVIDE BREAKER, IN U.L. 1449 LISTED, 150,000 SURGE CURRENT RATING, EATON EXTERNALLY MOUNTED "SPD" SERIES OR EQUAL.

CITY OF COVINGTON SERVICE NOTES

1. GRADES MUST BE WITHIN 6 INCHES OF FINAL BEFORE THE INSTALLATION OF THE SERVICE.
2. CONTRACTOR PROVIDED METER BASE MUST MEET THE METER BASE SPECIFICATION REQUIREMENTS LISTED ON THE CITY OF COVINGTON WEB SITE UNDER THE "ELECTRICAL DEPARTMENT" SECTION OF THE SITE. ALL SPACING REQUIREMENTS MUST BE MET.
3. CONTACT THE COVINGTON ELECTRIC DEPARTMENT FOR THE EXACT PLACEMENT OF THE METER BASE ON THE EXTERIOR STRUCTURE PRIOR TO SERVICE ROUGH-IN.
4. ON CONDENSED LOTS WHERE ACCESS BETWEEN STRUCTURES IS LIMITED WITH DIGGING EQUIPMENT, THE CONTRACTOR WILL BE REQUIRED TO INSTALL A 2 1/2 IN. C. FROM THE METER BASE TO THE RIGHT OF WAY.
5. NO CONSTRUCTION MATERIALS OR TRASH SHALL BE IN CONFLICT WITH THE INSTALLATION OF THE POWER SERVICE LATERAL TO THE STRUCUTRE.
6. OWNER/DEVELOPER TO SIGN EASEMENTS AND PAY ALL INFRASTRUCTURE RELOCATION COSTS PRIOR TO ANY WORK.
7. INSTALLATION CHARGES, IF APPLICABLE, MUST BE PAID IN FULL PRIOR TO ANY WORK.
8. CONTRACTOR IS REQUIRED TO INSTALL TEMPORARY POWER POLE, IF APPLICABLE. TEMPORARY POWER POLE SPECIFICATIONS ARE LISTED ON THE CITY OF COVINGTON WEB SITE UNDER THE "ELECTRICAL DEPARTMENT" SECTION OF THE SITE.
9. ANY CHANGES OR ADDITIONS TO EXISTING ELECTRICAL LOADS RESULTING IN UPGRADES TO THE SERVICE AND/OR TRANSFORMER SIZE(S) WILL RESULT IN ASSOCIATED COSTS TO BE COVERED BY THE CONTRACTOR.
10. IF THE PROJECT SHOULD CAUSE RELOCATION OR REMOVAL OF ANY EXISTING POWER MAIN OR SERVICE, THERE WILL BE AN ASSOCIATED COST TO BE COVERED BY THE CONTRACTOR.

KEYED NOTES:

1 METER BASE SUPPLIED AND INSTALLED BY CONTRACTOR. PROVIDE METER BASE COMPATIBLE WITH CITY OF COVINGTON STANDARDS. CONTRACTOR TO PAY ALL COSTS FOR METER BASE AND SERVICE SHOWN. SEE CITY OF COVINGTON SERVICE NOTES ON THIS SHEET.

2 SEE SERVICE GROUNDING DETAIL, 2/E-501.

3 PROVIDE GENERATOR AND CONCRETE PAD PER DETAIL 7/E-501. GENERATOR TO BE INSIDE SOUND ATTENUATED WEATHER PROOF ENCLOSURE.

4 CIRCUITS TO PANEL LA2 FOR GENERATOR BATTERY CHARGING AND ENGINE HEATER. DESIGN BASIS 2#10, #10G., 3/4 IN. C. FOR BATTERY CHARGER. DESIGN BASIS 3#8, #10G., 1 IN. C. FOR ENGINE HEATER. VERIFY EXACT REQUIRED CIRCUIT SIZES WITH GENERATOR PROVIDER PRIOR TO ROUGH-IN.

5 PROVIDE 1 IN. C. TO WATCH OFFICE 103 FOR REMOTE MONITORING.

6 CONTROL CONDUITS FOR CONTROL PANEL IN OFFICE. PROVIDE MINIMUM 1 1/2 IN. C. AND CABLES PER GENERATOR MANUFACTURER REQUIREMENTS.

7 1200 AMP, 208/120 VOLT, 3PH, 4W, 54.0 KAIC MINIMUM TEMPORARY GENERATOR DOCKING STATION. NEC 700.3(F) COMPLIANT, NEMA 3R ENCLOSURE. SEE SPECIFICATION SECTION H EMERGENCY GENERATOR SYSTEM, PARAGRAPH 1.06(L) FOR MORE INFORMATION.

8 1 IN. C. WITH TWO (2) 2-SHIELDED TWISTED PAIRS, EACH PAIR TO BE MINIMUM #14 AWG CONDUCTORS, FOR GENERATOR START STOP CONTROLS.

9 3 SETS: 4#600MCM, 4 IN. C.

10 3 SETS: 4#600MCM, #3/0G., 4 IN. C.

11 4#600MCM, #1/0G., 4 IN. C.

12 4#4/0, #2G., 2 1/2 IN. C.

JERICHO design group
208 Pirkle Ferry Road, Suite C
Cumming, GA 30040

GEORGIA REGISTERED PROFESSIONAL ENGINEER JEFFREY H. McGEE

georgia civil
CIVIL ENGINEERING
LANDSCAPE ARCHITECTURE
LAND SURVEYING

SHEAR STRUCTURAL

TOTAL ENGINEERS

Electrical Engineers

CITY OF COVINGTON ESTABLISHED 1822 PROFESSIONALLY MANAGED FIRE RESCUE 2005 GEORGIA FIRE DEPARTMENT

FIRE STATION #23

City of Covington

HIGHWAY 36
COVINGTON, GA 30014

PRINT RECORD

No.	DATE	DESCRIPTION
	07/22/2026	ISSUED FOR PERMIT

Drawn By TAW
Checked By JHM
Date 07/17/2026
Job No. 25033

Sheet Title
RISER DIAGRAM & DETAILS

Sheet No.
E-501

RELEASED FOR CONSTRUCTION

7/28/2026 12:11:07 PM