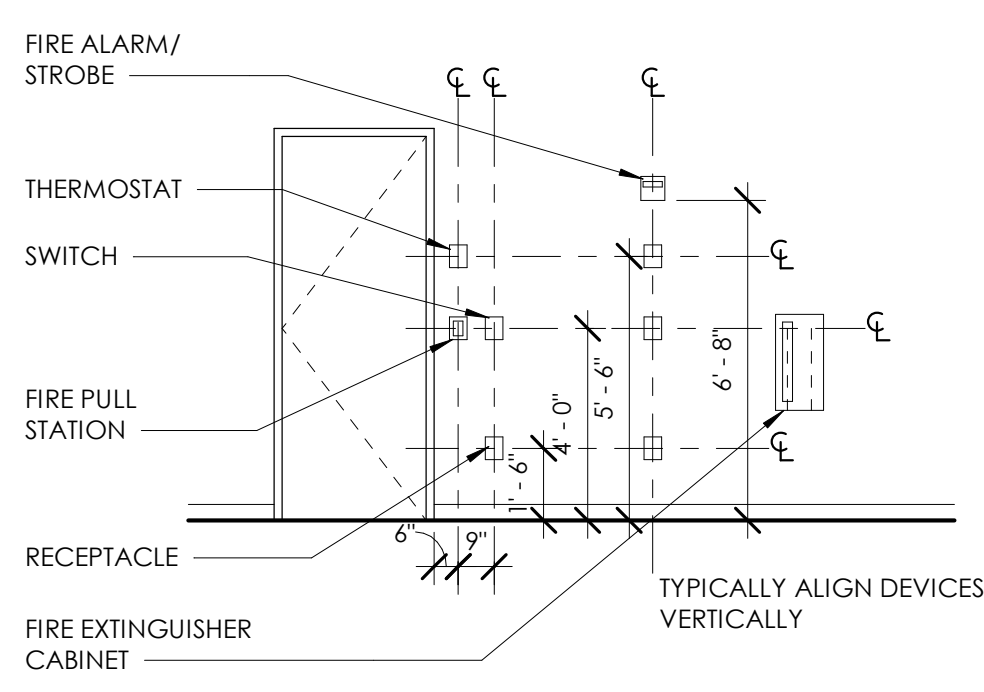
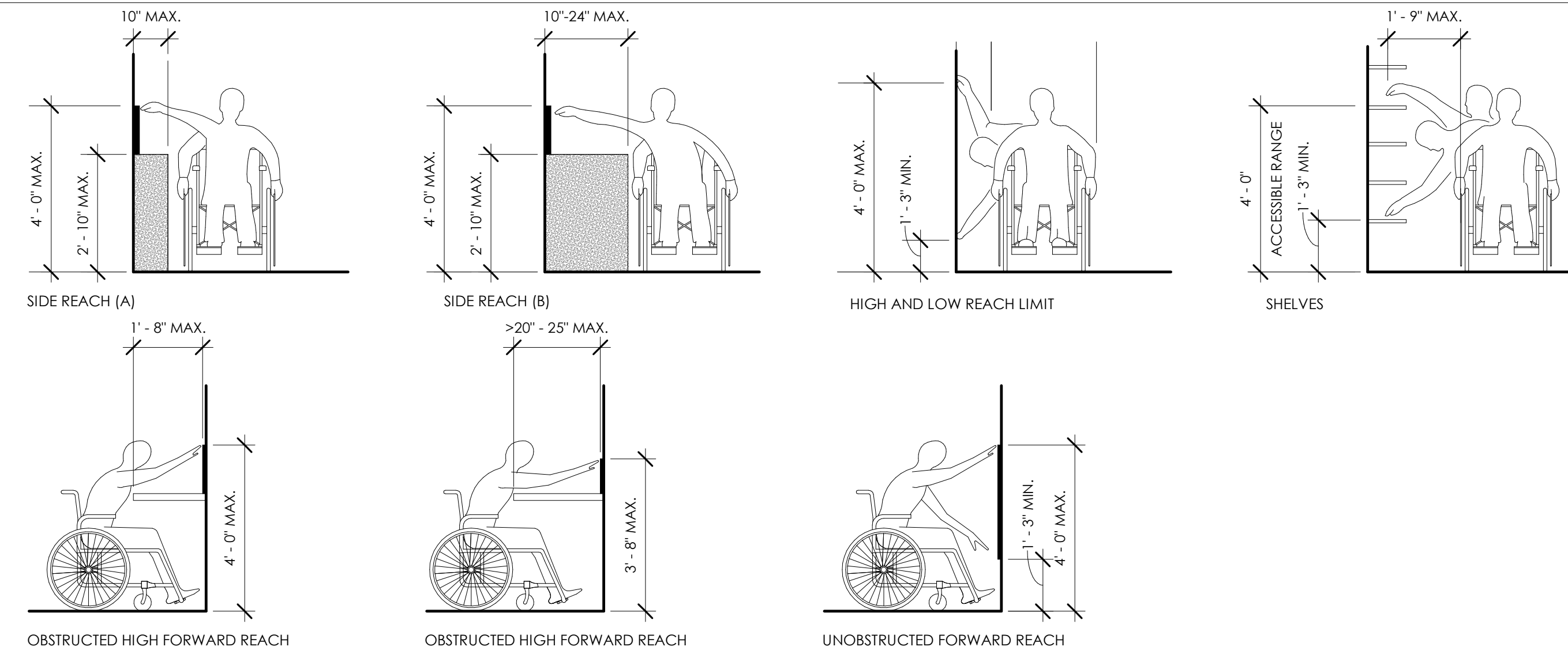


TYPICAL MOUNTING HEIGHTS
1/4" = 1'-0"



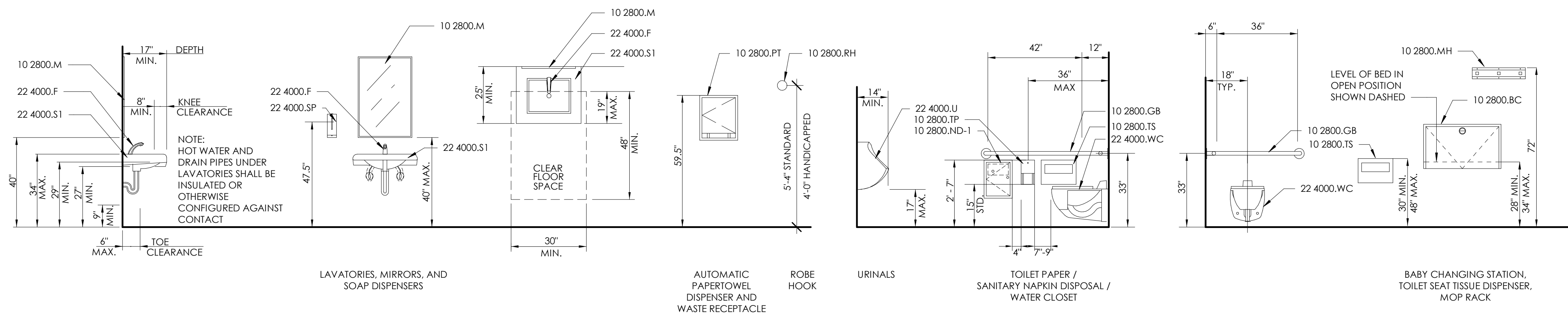
NOTE: ALL LOCATIONS TO BE SUBMITTED AND APPROVED BY ARCHITECT PRIOR TO INSTALLATION.

STANDARD REACH RANGES
3/8" = 1'-0"

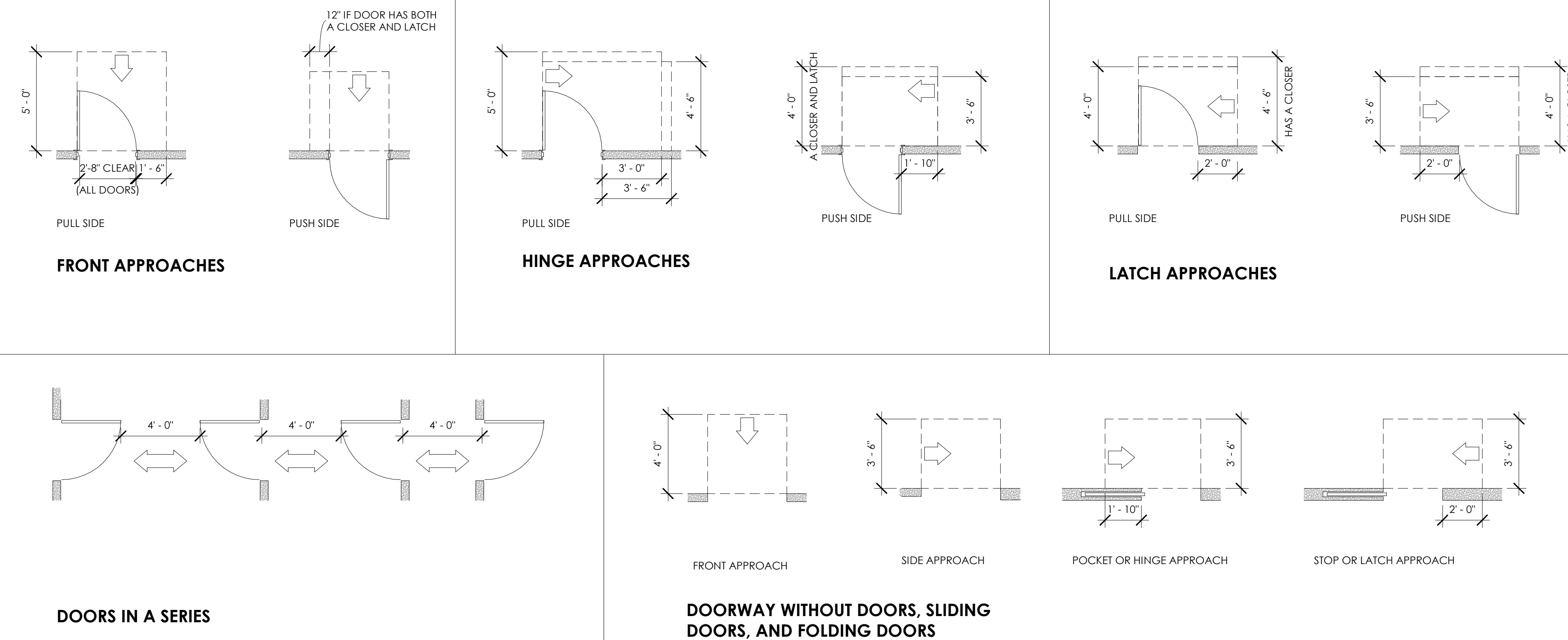


STANDARD FIXTURE MOUNTING HEIGHTS FOR ADULTS
3/8" = 1'-0"

NOTE: SEE ENLARGED TOILET ROOM PLANS ON A230 FOR FIXTURE LOCATIONS WITHIN EACH TOILET ROOM AND A812 FOR ELEVATIONS.



STANDARD MANEUVERING CLEARANCES AT DOORS
1/4" = 1'-0"

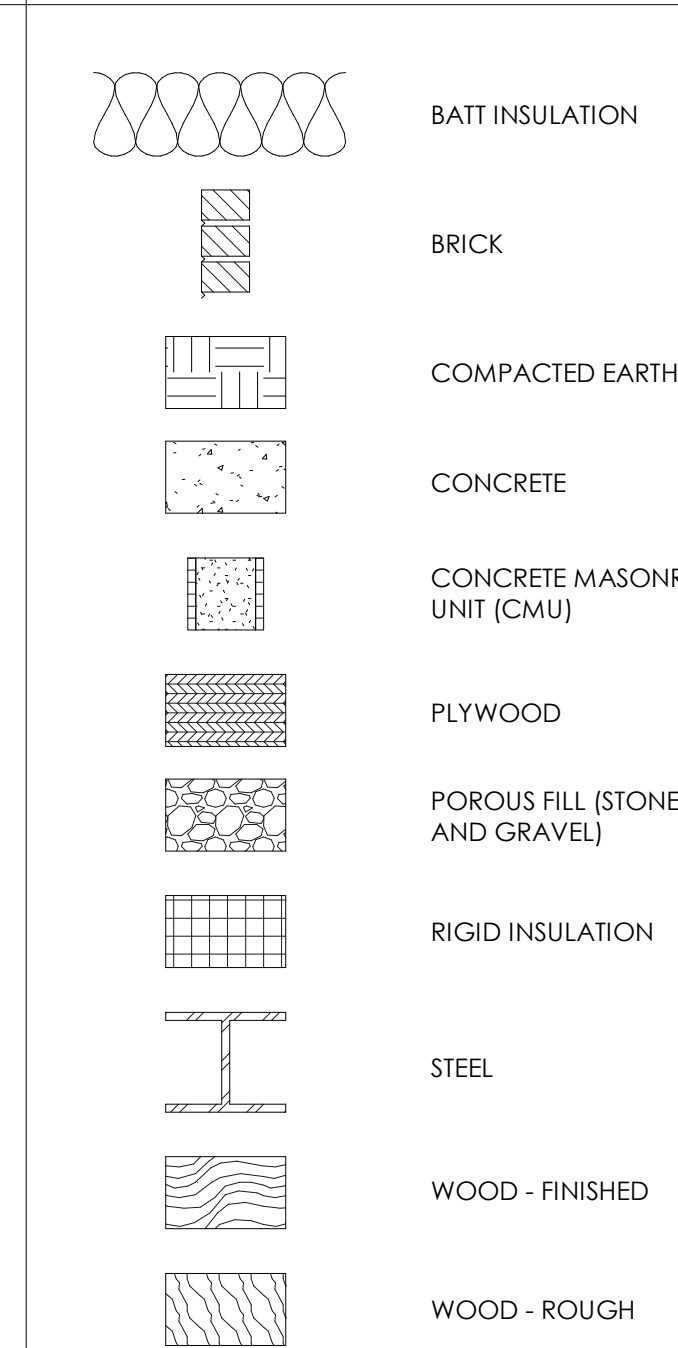


- NOTE:**
- ALL DIMENSIONS ARE MINIMUMS.
 - DIMENSIONS AND CLEARANCES SHOWN MUST BE PROVIDED AT ALL DOORS. THE CONTRACTOR SHALL REVIEW FIELD LAYOUT AND CONFIRM THAT ALL OF THE APPROPRIATE CLEARANCES ARE PROVIDED. ANY DISCREPANCIES SHALL BE BROUGHT TO THE ARCHITECT'S ATTENTION. ANY REMEDIAL WORK THAT SHOULD HAVE BEEN AVOIDED BY BRINGING DISCREPANCIES TO THE ARCHITECT'S ATTENTION SHALL BE AT THE CONTRACTOR'S EXPENSE.

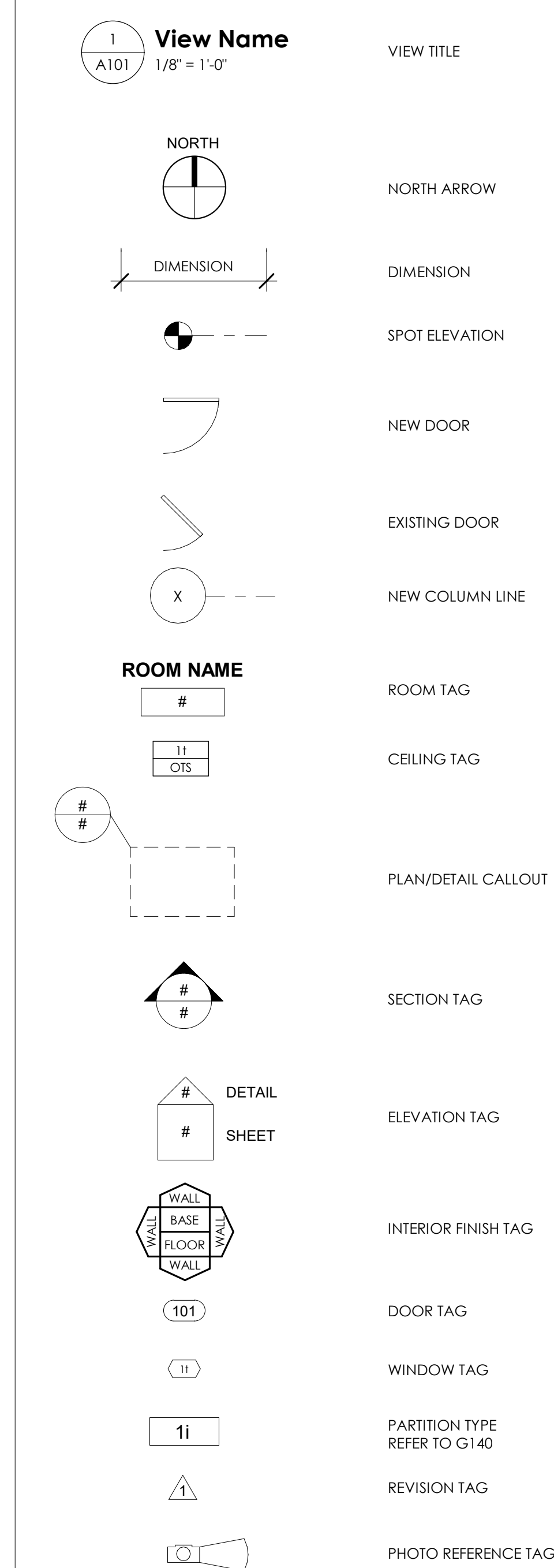
ABBREVIATIONS

- ABBREVIATIONS LISTED BELOW APPLY TO THE ARCHITECTURAL DRAWINGS ONLY. REFER TO DRAWINGS BY OTHER TRADES DRAWINGS FOR ABBREVIATIONS USED ON OTHER TRADES DRAWINGS.
 - REFER TO FINISH SCHEDULE FOR MATERIAL ABBREVIATIONS USED ON THE FINISH SCHEDULE.
- @ THREE DIMENSIONAL
 - 3D
 - ACT ADJACENT OR ADJUSTABLE
 - ADJ ABOVE FINISH FLOOR
 - AFB ABOVE FINISH GRADE
 - ALUM ALUMINUM
 - BAT BATHING
 - BD BOARD
 - BLDG BUILDING
 - BFF BELOW FINISH FLOOR
 - BOD BASIS OF DESIGN
 - CF/CI CONTRACTOR FURNISHED/ CONTRACTOR INSTALLED
 - CF/CI CONTRACTOR FURNISHED/ OWNER INSTALLED
 - CJ CONSTRUCTION JOINT/ CONTROL JOINT
 - CL CENTER LINE
 - CLG CEILING
 - CLR CLEAR
 - CMU CONCRETE MASONRY UNIT
 - CO CLEANOUT
 - COL COLUMN
 - CONC CONCRETE
 - COORD COORDINATE
 - CORR CORRIDOR
 - CPT CARPET
 - DEMO DEMOLITION
 - DIA DIAMETER
 - DRWGS DRAWINGS
 - DS DOWNSPOUT
 - DSP DRY STANDPIPE
 - EFS EXTERIOR INSULATION AND FINISH SYSTEM
 - EJ EXPANSION JOINT
 - ELEC ELECTRIC
 - ELEV ELEVATOR OR ELEVATION
 - EDS EDGE OF SLAB
 - EQ EQUAL
 - EQUIP EQUIPMENT
 - EMH ELECTRIC WATER HEATER
 - EXIST EXISTING
 - FD FLOOR DRAIN
 - FDC FIRE DEPARTMENT CONNECTION
 - FE FIRE EXTINGUISHER
 - FEC FIRE EXTINGUISHER CABINET
 - FIN GR FINISH GRADE
 - FOF FACE OF FINISH
 - FOM FACE OF MASONRY
 - FOS FACE OF STUD
 - FOW FACE OF WALL
 - GA GAUGE
 - GALV GALVANIZED
 - GC GENERAL CONTRACTOR
 - GL GLASS
 - GLZ GLAZING
 - GWB GYPSUM WALL BOARD
 - GYP GYPSUM
 - HB HOSE BIBB
 - HC HOLLOW CORE
 - HCP HANDICAPPED
 - HCWD HOLLOW CORE WOOD DOOR
 - HW HARDWARE
 - HDWD HARDWOOD
 - HM HOLLOW METAL
 - HORIZ HORIZONTAL
 - INSUL INSULATION
 - KD KNOCKED DOWN
 - KIT KITCHEN
 - KL KICKPLATE
 - LB POUNDS(S)
 - LF LINEAR FEET (FOOT)
 - LTR LONG TERM THERMAL RESISTANCE
 - MECH MECHANICAL
 - MEZZ MEZZANINE
 - MIN MINIMUM
 - MISC MISCELLANEOUS
 - MO MASONRY OPENING
 - MTL METAL
 - NA NOT APPLICABLE
 - NIC NOT IN CONTRACT
 - NLB NONLOADBEARING
 - NTP NOTICE TO PROCEED
 - OC ON CENTER
 - OD OVERFLOW DRAIN
 - OF/CI OWNER FURNISHED/ CONTRACTOR INSTALLED
 - OF/CI OWNER FURNISHED/ OWNER INSTALLED
 - OPH OPPOSITE HAND
 - OPP OPPOSITE
 - P PAINT
 - PERF PERPENDICULAR
 - PLAM PLASTIC LAMINATE
 - PLYWD PLYWOOD
 - PREFAB PREFABRICATE
 - PREFIN PREFINISH
 - PT PRESSURE TREATED
 - PTD PAINTED
 - R RADIUS
 - R.D. ROOF DRAIN
 - R.O. ROUGH OPENING
 - R.V. VALUE
 - REIN REINFORCE
 - REVEAL REVEAL
 - SAB SOUND ATTENUATION BLANKETS
 - SAPC SUSPENDED ACOUSTICAL PLASTER CEILING
 - SATC SUSPENDED ACOUSTICAL TILE CEILING
 - SIM SIMILAR
 - SPEC SPECIFICATION(S)
 - STL STEEL
 - STOR STORAGE
 - TEMP TEMPORARY
 - TOF TOP OF
 - TOM TOP OF MASONRY
 - TOP TOP OF PARAPET
 - TOS TOP OF SLAB / TOP OF STEEL
 - TOW TOP OF WALL
 - TYP TYPICAL
 - UNO UNLESS NOTED OTHERWISE
 - VERT VERTICAL
 - VIF VERIFY IN FIELD
 - VJ V JOINT
 - VNR VENER
 - W WITH
 - W/O WITHOUT
 - WD WOOD
 - WH WATER HEATER
 - WSC WAINSCOT
 - WWM WELDED WIRE MESH

MATERIAL HATCH LEGEND
NOT TO SCALE



SYMBOL LEGEND
NOT TO SCALE



ARCHITECT

Cas Architecture
183 N Perry St
Lawrenceville, GA
30046
404.806.0556
www.casarc.com

CONSULTANT

SEAL

IF SEALED, DO NOT COPY

PROJECT

COLLINS P. LEE MEMORIAL LIBRARY
 237 HARRISBURG ROAD SW, MILLEDGEVILLE, GA 31061

COPYRIGHT © 2024 CAS ARCHITECTURE, P.C. ALL RIGHTS RESERVED. THIS DOCUMENT AND ANY REPRODUCTIONS IN WHOLE OR IN PART, ARE INSTRUMENTS OF SERVICE AND ARE THE SOLE PROPERTY AND COPYRIGHT OF CAS ARCHITECTURE, P.C. AND MAY NOT BE REPRODUCED, PUBLISHED, USED OR COPIED IN ANY MANNER WITHOUT WRITTEN PERMISSION FROM CAS ARCHITECTURE, P.C. THESE DOCUMENTS HAVE BEEN PREPARED SPECIFICALLY FOR THIS PROJECT. THEY ARE NOT SUITABLE FOR USE ON OTHER PROJECTS OR IN OTHER LOCATIONS.

THIS DOCUMENT WAS CREATED ELECTRONICALLY. THIS MEDIA SHOULD NOT BE CONSIDERED A CERTIFIED DOCUMENT UNLESS IT HAS BEEN PROPERLY SEALED AND ORIGINALLY SIGNED BY A REGISTERED ARCHITECT OF CAS ARCHITECTURE, P.C.

THESE PLANS ARE COMPLEMENTARY. THEREFORE THE CONTRACTOR SHALL SEE THE ARCHITECTURAL, STRUCTURAL, MECHANICAL, PLUMBING, AND ELECTRICAL PLANS AND SPECIFICATIONS. WHEN DISCREPANCIES BY ANY ONE SHALL BE SHOWN AS REFERRED BY ALL THE INTENTION OF THE DOCUMENTS BELONG TO THE ARCHITECT. MATERIALS, EQUIPMENT AND OTHER ITEMS NECESSARY FOR THE PROPER DESIGN AND COMPLETION OF THE WORK, THE CONTRACTOR SHALL BE RESPONSIBLE FOR THE COORDINATION OF THE WORK OF ALL TRADES.

NO.	DATE	ISSUANCE / REVISIONS

REVISIONS FOR PERMIT AND BID

SHEET TITLE
LEGENDS, STANDARD REACH RANGES AND DOOR CLEARANCE

SHEET NUMBER
G130

PROJECT	DATE	DRAWN
25114	2026/03/20	CAS

FILE: 25114_LEE MEMORIAL LIBRARY RVT24