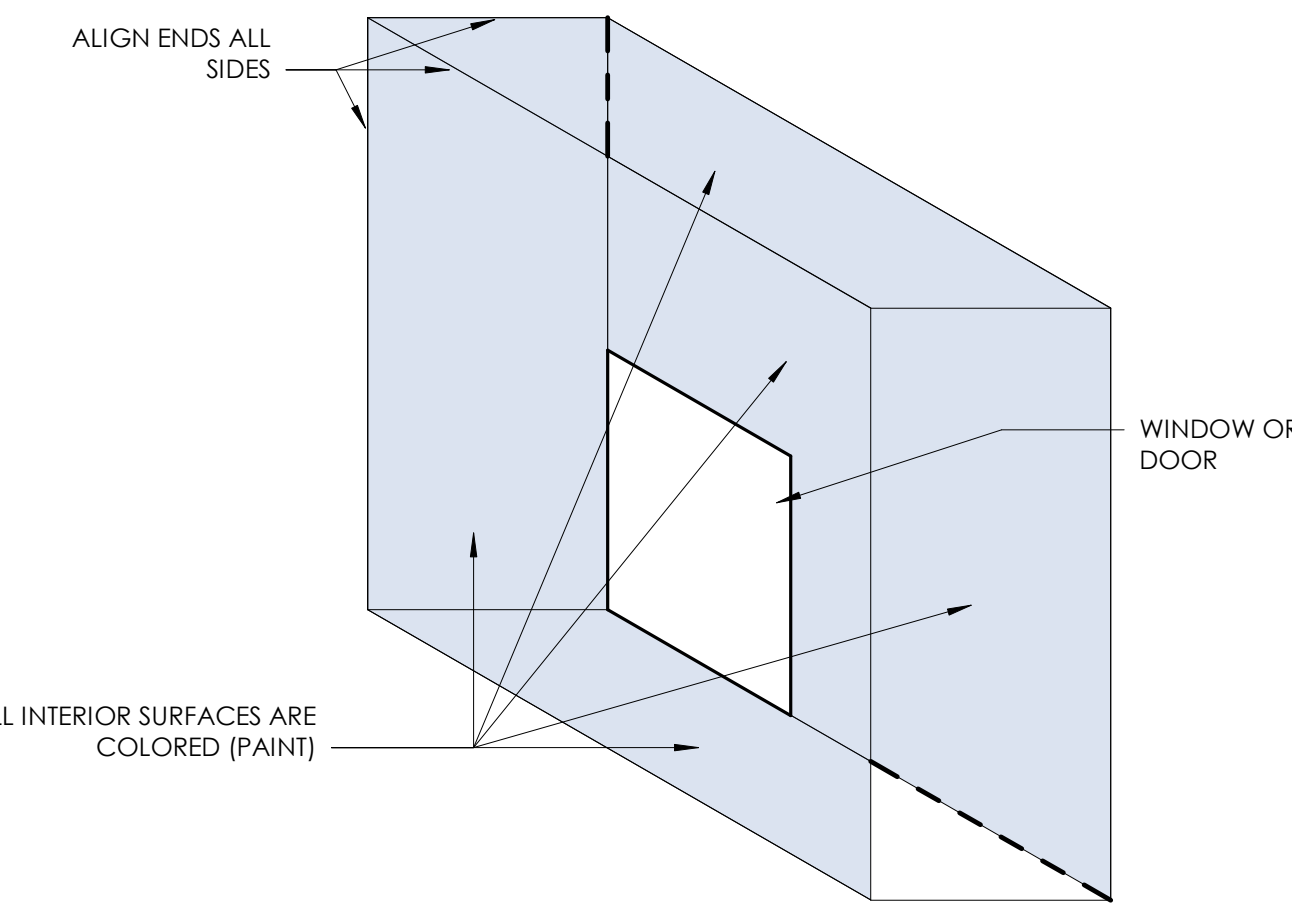
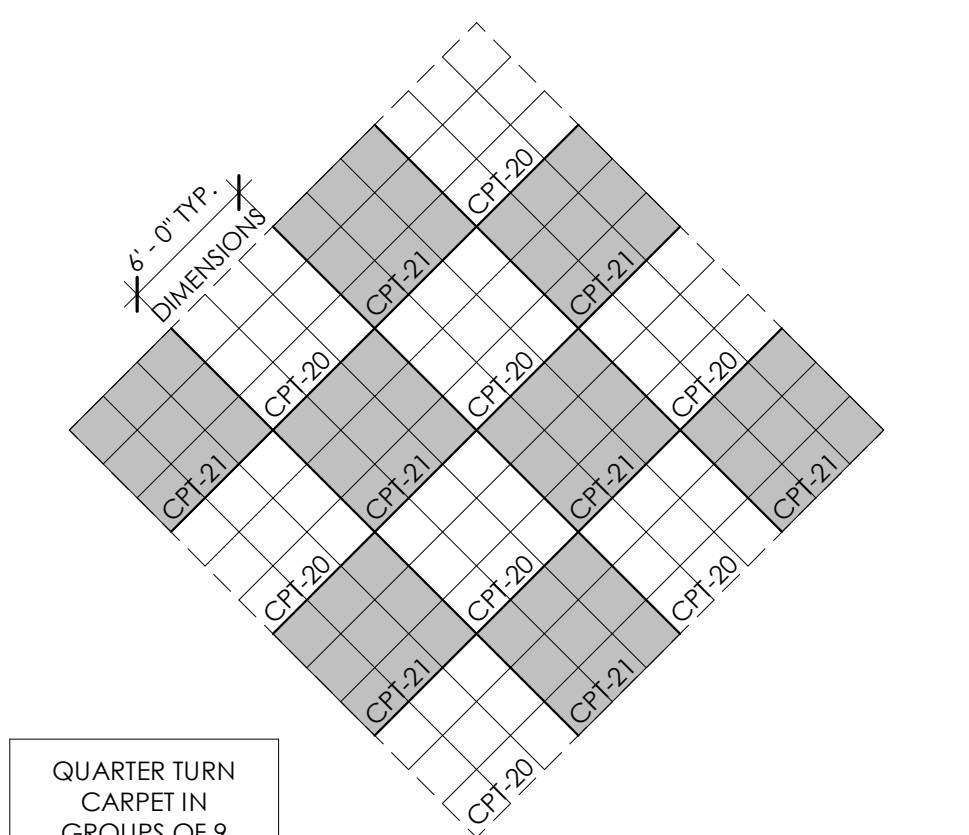




1
1220
1/4" = 1'-0"
INTERIOR FINISH FLOOR PLAN



2
1220
1" = 1'-0"
TYPICAL PAINT WRAPPING CONDITIONS




3
1220
1/8" = 1'-0"
CARPET PATTERN

SHEET SPECIFIC NOTES

- EXISTING WALLS TO REMAIN
- NEW WALLS. REFER TO G140 FOR WALL TYPES
- PROVIDE SATIN PAINT FINISH ON ALL DOOR FRAMES THROUGHOUT, UNLESS NOTED OTHERWISE.
- PROVIDE SATIN PAINTED FINISH ON GYPSUM BOARD WALLS THROUGHOUT, UNLESS NOTED OTHERWISE.
- PAINT HOLLOW METAL DOORS AND FRAMES TO MATCH ADJACENT WALLS, UNLESS NOTED OTHERWISE.
- INTERIOR DOORS, DOOR FRAMES TO BE PAINTED SAME COLOR AS WALL, UNLESS NOTED OTHERWISE.
- REFER TO FINISH PLANS AND FINISH ELEVATIONS FOR ACCENT FINISH LOCATIONS AND FLOORING PATTERNS.
- ALL GYPSUM BOARD WALL AND CEILINGS TO BE PAINTED P-4 UNLESS NOTED OTHERWISE. REFER TO ARCHITECTURAL REFLECTED CEILING PLAN FOR CLARIFICATION OF CEILING FINISHES AND I110 FOR FINISH COLOR.
- REFER TO I110 FOR FLOOR MATERIAL TRANSITION REQUIREMENTS.
- PROVIDE CONTROL JOINT AT ALL PAINT TRANSITIONS.
- PAINT ALL WALL BASE COLOR OF ADJACENT CARPET.
- REFER TO SHEET A530 FOR EXTERIOR PAINT COLORS.

KEYNOTES

- CC CORNER GUARD. REFER TO SPECIFICATION 102600.



IF SEALED, DO NOT COPY

PROJECT

COLLINS P. LEE MEMORIAL LIBRARY
237 HARRISBURG ROAD SW, MILLEDGEVILLE, GA 31061

COPYRIGHT © 2024 CAS ARCHITECTURE, P.C. ALL RIGHTS RESERVED. THIS DOCUMENT AND ANY REPRODUCTIONS IN WHOLE OR IN PART, ARE INSTRUMENTS OF SERVICE AND ARE THE SOLE PROPERTY AND COPYRIGHT OF CAS ARCHITECTURE, P.C. AND MAY NOT BE REPRODUCED, PUBLISHED, USED OR COPIED IN ANY MANNER WITHOUT WRITTEN PERMISSION FROM CAS ARCHITECTURE, P.C. THESE DOCUMENTS HAVE BEEN PREPARED SPECIFICALLY FOR THIS PROJECT. THEY ARE NOT SUITABLE FOR USE ON OTHER PROJECTS OR IN OTHER LOCATIONS.

THIS DOCUMENT WAS CREATED ELECTRONICALLY. THIS MEDIA SHOULD NOT BE CONSIDERED A CERTIFIED DOCUMENT UNLESS IT HAS BEEN PROPERLY SEALED AND ORIGINALLY SIGNED BY A REGISTERED ARCHITECT OF CAS ARCHITECTURE, P.C.

THESE PLANS ARE COMPLEMENTARY. THEREFORE THE CONTRACTOR SHALL SEE THE ARCHITECTURAL, STRUCTURAL, MECHANICAL, PLUMBING, AND ELECTRICAL PLANS AND SPECIFICATIONS, WHEN DESIGNED BY ANY ONE SHALL BE BINDING AS REQUIRED BY ALL THE ATTENTION OF THE DOCUMENTS BELONG TO CAS ARCHITECTURE, P.C. MATERIALS, EQUIPMENT AND OTHER ITEMS NECESSARY FOR THE PROPER EXECUTION AND COMPLETION OF THE WORK. THE CONTRACTOR SHALL BE RESPONSIBLE FOR THE COORDINATION OF THE WORK OF ALL TRADES.

NO.	DATE	ISSUANCE / REVISIONS
1	2024/04/14	ISSUANCE FOR PERMIT AND BID
2	2024/04/14	ADDENDUM 1

SHEET TITLE
INTERIOR FINISH FLOOR PLAN

SHEET NUMBER
1220

PROJECT DATE DRAWN
25114 2026/03/20 CAS
FILE 25114_LEE MEMORIAL LIBRARY RV124