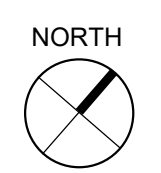


1  
1620  
SIGNAGE FLOOR PLAN  
1/4" = 1'-0"



**INTERIOR SIGNAGE SCHEDULE (NEW)**

TAG	SIGN TYPE	QTY	MESSAGE (COPY)	REMARKS
*VERIFY COPY WITH OWNER				
1		1	COLLINS P. LEE MEMORIAL LIBRARY	REFER TO 10/1600
2	M	1	HOURS / NO SMOKING	REFER TO 7/1600
3	N	1	BUILDING PLAQUE	REFER TO 8/1600
4	B	1	PROGRAM / MEETING ROOM	REFER TO 1/1600
5	L	1	RETURNS	REFER TO 6/1600
6			OMITTED	
7	C	1	WORKROOM	REFER TO 2/1600
8	B	1	STUDY ONE	REFER TO 1/1600
9	B	1	STUDY TWO	REFER TO 1/1600
10	B	1	JANITOR	REFER TO 1/1600
11	B	1	ELECTRICAL ROOM	REFER TO 1/1600
12	B	1	STORAGE	REFER TO 1/1600
13	H	2	RESTROOM	REFER TO 4/1600
14	X	2	FIRE EXTINGUISHER	REFER TO 9/1600
15	Z	1	EPIGRAM	REFER TO 11/1600
16	P	1	RELOCATED PHOTO	REFER TO 12/1600

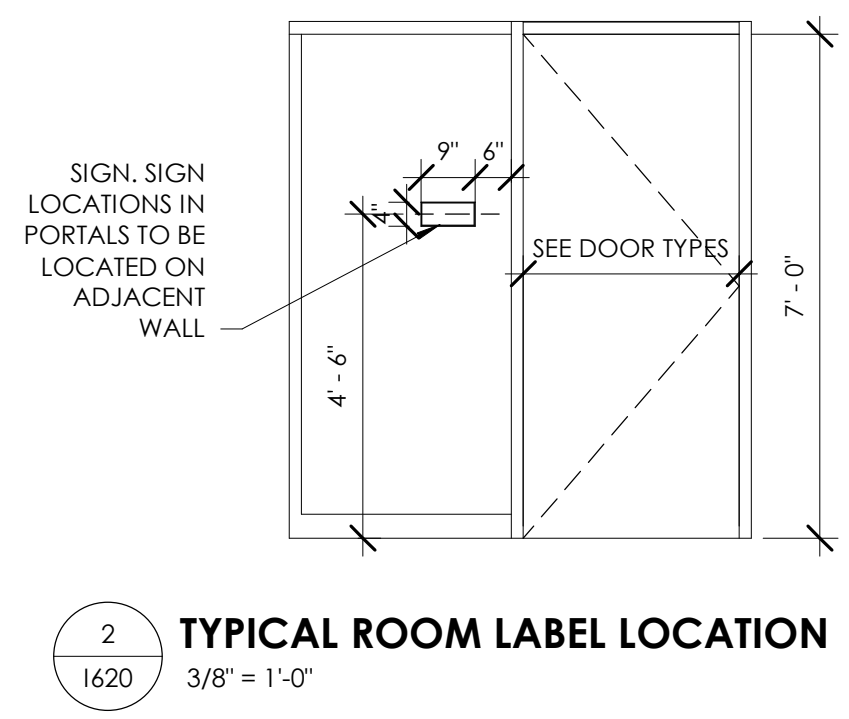
\* REFER TO 1600 FOR SIGNAGE TYPES.

**PRINTED GRAPHIC SCHEDULE**

TAG	MESSAGE (COPY)	REMARKS	COLORS TO MATCH
VG-1	1	REFER TO 3/1620	P-8 FONT SIZE TO BE 1"-4"
VG-2	2	REFER TO 3/1620	P-9 FONT SIZE TO BE 1"-4"
VG-3	CREATE	REFER TO 3/1620	P-9 FONT SIZE TO BE 1"-2"

**SHELVING SIGNAGE SCHEDULE**

TAG	MESSAGE (COPY)	REMARKS
S1	SIGNAGE TYPE D - REFER TO DETAIL 3/1600	
S2	SIGNAGE TYPE I - REFER TO DETAIL 5/1600	



1'-4"

**LEARN**


REFER TO PRINTED GRAPHIC SCHEDULE FOR COLORS

FONT TO BE MK STENCIL SANS

3  
1620  
TYPICAL PRINTED GRAPHIC  
1 1/2" = 1'-0"

ARCHITECT

Cas Architecture  
183 N Perry St  
Lawrenceville, GA  
30046  
404.806.0556  
www.casarc.com



PROJECT

**COLLINS P. LEE MEMORIAL LIBRARY**  
237 HARRISBURG ROAD SW, MILLEDGEVILLE, GA 31061

COPYRIGHT © 2024 CAS ARCHITECTURE, P.C. ALL RIGHTS RESERVED. THIS DOCUMENT AND ANY REPRODUCTIONS IN WHOLE OR IN PART, ARE INSTRUMENTS OF SERVICE AND ARE THE SOLE PROPERTY AND COPYRIGHT OF CAS ARCHITECTURE, P.C. AND MAY NOT BE REPRODUCED, PUBLISHED, USED OR COPIED IN ANY MANNER WITHOUT WRITTEN PERMISSION FROM CAS ARCHITECTURE, P.C. THESE DOCUMENTS HAVE BEEN PREPARED SPECIFICALLY FOR THIS PROJECT. THEY ARE NOT SUITABLE FOR USE ON OTHER PROJECTS OR IN OTHER LOCATIONS.

THIS DOCUMENT WAS CREATED ELECTRONICALLY. THIS MEDIA SHOULD NOT BE CONSIDERED A CERTIFIED DOCUMENT UNLESS IT HAS BEEN PROPERLY SEALED AND ORIGINALLY SIGNED BY A REGISTERED ARCHITECT OF CAS ARCHITECTURE, P.C.

THESE PLANS ARE COMPLEMENTARY. THEREFORE THE CONTRACTOR SHALL SEE THE ARCHITECTURAL, STRUCTURAL, MECHANICAL, PLUMBING, AND ELECTRICAL PLANS AND SPECIFICATIONS, WHEN SPECIFIED BY ANY ONE SHALL BE BINDING AS REQUIRED BY ALL. THE ATTENTION OF THE CONTRACTOR IS TO BE TO ALL LABOR, MATERIALS, EQUIPMENT AND OTHER DEVICES NECESSARY FOR THE PROPER EXECUTION AND COMPLETION OF THE WORK. THE CONTRACTOR SHALL BE RESPONSIBLE FOR THE COORDINATION OF THE WORK OF ALL TRADES.

NO.	DATE	ISSUANCE / REVISIONS
1		ISSUED FOR PERMIT AND BID

SHEET TITLE  
SIGNAGE FLOOR PLAN

SHEET NUMBER

**1620**

PROJECT DATE DRAWN  
25114 2026/03/20 CAS

FILE  
25114\_LEE MEMORIAL LIBRARY R1V24