CSC.2024.01.007

2010 ADA STANDARDS FOR ACCESSIBLE DESIGN

703 SIGNS

703.1 GENERAL. SIGNS SHALL COMPLY WITH 703. WHERE BOTH VISUAL AND TACTILE CHARACTERS ARE REQUIRED, EITHER ONE SIGN WITH BOTH VISUAL AND TACTILE CHARACTERS, OR TWO SEPARATE SIGNS, ONE WITH VISUAL, AND ONE WITH TACTILE CHARACTERS, SHALL BE PROVIDED.

703.2 RAISED CHARACTERS. RAISED CHARACTERS SHALL COMPLY WITH 703.2 AND SHALL BE DUPLICATED IN BRAILLE COMPLYING WITH 703.3. RAISED CHARACTERS SHALL BE INSTALLED IN ACCORDANCE WITH 703.4.

703.2.1 DEPTH. RAISED CHARACTERS SHALL BE 1/32 INCH (0.8 MM) MINIMUM ABOVE THEIR BACKGROUND.

703.2.2 CASE. CHARACTERS SHALL BE UPPERCASE.

703.2.3 STYLE. CHARACTERS SHALL BE SANS SERIF. CHARACTERS SHALL NOT BE ITALIC, OBLIQUE, SCRIPT, HIGHLY DECORATIVE, OR OF OTHER UNUSUAL FORMS.

703.2.4 CHARACTER PROPORTIONS. CHARACTERS SHALL BE SELECTED FROM FONTS WHERE THE WIDTH OF THE UPPERCASE LETTER "O" IS 55 PERCENT MINIMUM AND 110 PERCENT MAXIMUM OF THE HEIGHT OF THE UPPERCASE LETTER "I".

703.2.5 CHARACTER HEIGHT. CHARACTER HEIGHT MEASURED VERTICALLY FROM THE BASELINE OF THE CHARACTER SHALL BE 5/8 INCH (16 MM) MINIMUM AND 2 INCHES (51 MM) MAXIMUM BASED ON THE HEIGHT OF THE UPPERCASE LETTER "I".

EXCEPTION: WHERE SEPARATE RAISED AND VISUAL CHARACTERS WITH THE SAME INFORMATION ARE PROVIDED, RAISED CHARACTER HEIGHT SHALL BE PERMITTED TO BE 1/2 INCH (13 MM) MINIMUM.

703.2.6 STROKE THICKNESS. STROKE THICKNESS OF THE UPPERCASE LETTER "I" SHALL BE 15 PERCENT MAXIMUM OF THE HEIGHT OF THE CHARACTER.

703.2.7 CHARACTER SPACING. CHARACTER SPACING SHALL BE MEASURED BETWEEN THE TWO CLOSEST POINTS OF ADJACENT RAISED CHARACTERS WITHIN A MESSAGE, EXCLUDING WORD SPACES. WHERE CHARACTERS HAVE RECTANGULAR CROSS SECTIONS, SPACING BETWEEN INDIVIDUAL RAISED CHARACTERS SHALL BE 1/8 INCH (3.2 MM) MINIMUM AND 4 TIMES THE RAISED CHARACTER STROKE WIDTH MAXIMUM. WHERE CHARACTERS HAVE OTHER CROSS SECTIONS, SPACING BETWEEN INDIVIDUAL RAISED CHARACTERS SHALL BE 1/16 INCH (1.6 MM) MINIMUM AND 4 TIMES THE RAISED CHARACTER STROKE WIDTH MAXIMUM AT THE BASE OF THE CROSS SECTIONS, AND 1/8 INCH (3.2 MM) MINIMUM AND 4 TIMES THE RAISED CHARACTER STROKE WIDTH MAXIMUM AT THE TOP OF THE CROSS SECTIONS. CHARACTERS SHALL BE SEPARATED FROM RAISED BORDERS AND DECORATIVE ELEMENTS 3/8 INCH (9.5 MM) MINIMUM.

703.2.8 LINE SPACING. SPACING BETWEEN THE BASELINES OF SEPARATE LINES OF RAISED CHARACTERS WITHIN A MESSAGE SHALL BE 135 PERCENT MINIMUM AND 170 PERCENT MAXIMUM OF THE RAISED CHARACTER HEIGHT.

703.3 BRAILLE. BRAILLE SHALL BE CONTRACTED (GRADE 2) AND SHALL COMPLY WITH 703.3 AND 703.4.

703.3.1 DIMENSIONS AND CAPITALIZATION. BRAILLE DOTS SHALL HAVE A DOMED OR ROUNDED SHAPE AND SHALL COMPLY WITH TABLE 703.3.1. THE INDICATION OF AN UPPERCASE LETTER OR LETTERS SHALL ONLY BE USED BEFORE THE FIRST WORD OF SENTENCES, PROPER NOUNS AND NAMES, INDIVIDUAL LETTERS OF THE ALPHABET, INITIALS, AND ACRONYMS.

703.3.2 POSITION. BRAILLE SHALL BE POSITIONED BELOW THE CORRESPONDING TEXT. IF TEXT IS MULTI-LINED, BRAILLE SHALL BE PLACED BELOW THE ENTIRE TEXT. BRAILLE SHALL BE SEPARATED 3/8 INCH (9.5 MM) MINIMUM FROM ANY OTHER TACTILE CHARACTERS AND 3/8 INCH (9.5 MM) MINIMUM FROM RAISED BORDERS AND DECORATIVE ELEMENTS.

EXCEPTION: BRAILLE PROVIDED ON ELEVATOR CAR CONTROLS SHALL BE SEPARATED 3/16 INCH (4.8 MM) MINIMUM AND SHALL BE LOCATED EITHER DIRECTLY BELOW OR ADJACENT TO THE CORRESPONDING RAISED CHARACTERS OR SYMBOLS.

703.4 INSTALLATION HEIGHT AND LOCATION. SIGNS WITH TACTILE CHARACTERS SHALL COMPLY WITH 703.4.

703.4.1 HEIGHT ABOVE FINISH FLOOR OR GROUND. TACTILE CHARACTERS ON SIGNS SHALL BE LOCATED 48 INCHES (1220 MM) MINIMUM ABOVE THE FINISH FLOOR OR GROUND SURFACE, MEASURED FROM THE BASELINE OF THE LOWEST TACTILE CHARACTER AND 60 INCHES (1525 MM) MAXIMUM ABOVE THE FINISH FLOOR OR GROUND SURFACE, MEASURED FROM THE BASELINE OF THE HIGHEST TACTILE CHARACTER.

EXCEPTION: TACTILE CHARACTERS FOR ELEVATOR CAR CONTROLS SHALL NOT BE REQUIRED TO COMPLY WITH 703.4.1.

703.4.2 LOCATION. WHERE A TACTILE SIGN IS PROVIDED AT A DOOR, THE SIGN SHALL BE LOCATED ALONGSIDE THE DOOR AT THE LATCH SIDE. WHERE A TACTILE SIGN IS PROVIDED AT DOUBLE DOORS WITH ONE ACTIVE LEAF, THE SIGN SHALL BE LOCATED ON THE INACTIVE LEAF. WHERE A TACTILE SIGN IS PROVIDED AT DOUBLE DOORS WITH TWO ACTIVE LEAFS, THE SIGN SHALL BE LOCATED TO THE RIGHT OF THE RIGHT HAND DOOR. WHERE THERE IS NO WALL SPACE AT THE LATCH SIDE OF A SINGLE DOOR OR AT THE RIGHT SIDE OF DOUBLE DOORS, SIGNS SHALL BE LOCATED ON THE NEAREST ADJACENT WALL. SIGNS CONTAINING TACTILE CHARACTERS SHALL BE LOCATED SO THAT A CLEAR FLOOR SPACE OF 18 INCHES (455 MM) MINIMUM BY 18 INCHES (455 MM) MINIMUM, CENTERED ON THE TACTILE CHARACTERS, IS PROVIDED BEYOND THE ARC OF ANY DOOR SWING BETWEEN THE CLOSED POSITION AND 45 DEGREE OPEN POSITION.

EXCEPTION: SIGNS WITH TACTILE CHARACTERS SHALL BE PERMITTED ON THE PUSH SIDE OF DOORS WITH CLOSERS AND WITHOUT HOLD-OPEN DEVICES.

703.5 VISUAL CHARACTERS. VISUAL CHARACTERS SHALL COMPLY WITH 703.5.

EXCEPTION: WHERE VISUAL CHARACTERS COMPLY WITH 703.2 AND ARE ACCOMPANIED BY BRAILLE COMPLYING WITH 703.3, THEY SHALL NOT BE REQUIRED TO COMPLY WITH 703.5.2 THROUGH 703.5.9.

703.5.1 FINISH AND CONTRAST. CHARACTERS AND THEIR BACKGROUND SHALL HAVE A NON-GLARE FINISH. CHARACTERS SHALL CONTRAST WITH THEIR BACKGROUND WITH EITHER LIGHT CHARACTERS ON A DARK BACKGROUND OR DARK CHARACTERS ON A LIGHT BACKGROUND.

703.5.2 CASE. CHARACTERS SHALL BE UPPERCASE OR LOWERCASE OR A COMBINATION OF BOTH.

703.5.3 STYLE. CHARACTERS SHALL BE CONVENTIONAL IN FORM. CHARACTERS SHALL NOT BE ITALIC, OBLIQUE, SCRIPT, HIGHLY DECORATIVE, OR OF OTHER UNUSUAL FORMS.

703.5.4 CHARACTER PROPORTIONS. CHARACTERS SHALL BE SELECTED FROM FONTS WHERE THE WIDTH OF THE UPPERCASE LETTER "O" IS 55 PERCENT MINIMUM AND 110 PERCENT MAXIMUM OF THE HEIGHT OF THE UPPERCASE LETTER "I".

703.5.5 CHARACTER HEIGHT. MINIMUM CHARACTER HEIGHT SHALL COMPLY WITH TABLE 703.5.5. VIEWING DISTANCE SHALL BE MEASURED AS THE HORIZONTAL DISTANCE BETWEEN THE CHARACTER AND AN OBSTRUCTION PREVENTING FURTHER APPROACH TOWARDS THE SIGN. CHARACTER HEIGHT SHALL BE BASED ON THE UPPERCASE LETTER "I".

703.5.6 HEIGHT FROM FINISH FLOOR OR GROUND. VISUAL CHARACTERS SHALL BE 40 INCHES (1015 MM) MINIMUM ABOVE THE FINISH FLOOR OR GROUND.

EXCEPTION: VISUAL CHARACTERS INDICATING ELEVATOR CAR CONTROLS SHALL NOT BE REQUIRED TO COMPLY WITH 703.5.6.

703.5.7 STROKE THICKNESS. STROKE THICKNESS OF THE UPPERCASE LETTER "I" SHALL BE 10 PERCENT MINIMUM AND 30 PERCENT MAXIMUM OF THE HEIGHT OF THE CHARACTER.

703.5.8 CHARACTER SPACING. CHARACTER SPACING SHALL BE MEASURED BETWEEN THE TWO CLOSEST POINTS OF ADJACENT CHARACTERS, EXCLUDING WORD SPACES. SPACING BETWEEN INDIVIDUAL CHARACTERS SHALL BE 10 PERCENT MINIMUM AND 35 PERCENT MAXIMUM OF CHARACTER HEIGHT.

703.5.9 LINE SPACING. SPACING BETWEEN THE BASELINES OF SEPARATE LINES OF CHARACTERS WITHIN A MESSAGE SHALL BE 135 PERCENT MINIMUM AND 170 PERCENT MAXIMUM OF THE CHARACTER HEIGHT.

703.6 PICTOGRAMS. PICTOGRAMS SHALL COMPLY WITH 703.6.

703.6.1 PICTOGRAM FIELD. PICTOGRAMS SHALL HAVE A FIELD HEIGHT OF 6 INCHES (150 MM) MINIMUM. CHARACTERS AND BRAILLE SHALL NOT BE LOCATED IN THE PICTOGRAM FIELD.

703.6.2 FINISH AND CONTRAST. PICTOGRAMS AND THEIR FIELD SHALL HAVE A NON-GLARE FINISH. PICTOGRAMS SHALL CONTRAST WITH THEIR FIELD WITH EITHER A LIGHT PICTOGRAM ON A DARK FIELD OR A DARK PICTOGRAM ON A LIGHT FIELD.

703.6.3 TEXT DESCRIPTORS. PICTOGRAMS SHALL HAVE TEXT DESCRIPTORS LOCATED DIRECTLY BELOW THE PICTOGRAM FIELD. TEXT DESCRIPTORS SHALL COMPLY WITH 703.2, 703.3 AND 703.4.

703.7 SYMBOLS OF ACCESSIBILITY. SYMBOLS OF ACCESSIBILITY SHALL COMPLY WITH 703.7.

703.7.1 FINISH AND CONTRAST. SYMBOLS OF ACCESSIBILITY AND THEIR BACKGROUND SHALL HAVE A NON-GLARE FINISH. SYMBOLS OF ACCESSIBILITY SHALL CONTRAST WITH THEIR BACKGROUND WITH EITHER A LIGHT SYMBOL ON A DARK BACKGROUND OR A DARK SYMBOL ON A LIGHT BACKGROUND.

FLOOR LEVEL EXIT SIGNS

2024 INTERNATIONAL BUILDING CODE

SECTION 1013 - EXIT SIGNS

1013.3 ILLUMINATION
EXIT SIGNS SHALL BE INTERNALLY OR EXTERNALLY ILLUMINATED.

EXCEPTION: TACTILE SIGNS REQUIRED BY SECTION 1013.4 NEED NOT BE PROVIDED WITH ILLUMINATION.

1013.4 RAISED CHARACTER AND BRAILLE EXIT SIGNS
A SIGN STATING EXIT IN VISUAL CHARACTERS, RAISED CHARACTERS AND BRAILLE AND COMPLYING WITH ICC A117.1 SHALL BE PROVIDED ADJACENT TO EACH DOOR TO AN AREA OF REFUGE, PROVIDING DIRECT ACCESS TO A STAIRWAY, AN EXTERIOR AREA FOR ASSISTED RESCUE, AN EXIT STAIRWAY OR RAMP, AN EXIT PASSAGEWAY AND THE EXIT DISCHARGE.

1013.5 INTERNALLY ILLUMINATED EXIT SIGNS
ELECTRICALLY POWERED, SELF-LUMINOUS AND PHOTOLUMINESCENT EXIT SIGNS SHALL BE LISTED AND LABELED IN ACCORDANCE WITH UL 924 AND SHALL BE INSTALLED IN ACCORDANCE WITH THE MANUFACTURER'S INSTRUCTIONS AND CHAPTER 27. EXIT SIGNS SHALL BE ILLUMINATED AT ALL TIMES.

SIGNAGE NOTES

1. CONTRACTOR SHALL GENERATE AND SUBMIT A SIGN SCHEDULE AND SIGNAGE LOCATION PLANS FOR REVIEW AND APPROVAL.
2. SIGNAGE VENDOR TO VERIFY THAT ALL SIGNS COMPLY WITH CURRENT ADA GUIDELINES.
3. ALL WALL-MOUNTED SIGNS TO BE MOUNTED IN ACCORDANCE WITH ADA.
4. ALL DIMENSIONS TO BE FIELD VERIFIED PRIOR TO FABRICATION.
5. SIGNAGE VENDOR TO VERIFY ALL SIGNS REQUIRED TO MEET APPLICABLE CODES, LAWS, ETC. AND COMPLY WITH SAID CODES, LAWS, ETC.
6. SIGNAGE VENDOR TO VERIFY ALL SPELLING PRIOR TO FABRICATION AND INSTALLATION.
7. SIGNAGE VENDOR TO VERIFY THAT ALL SIGNS AESTHETICALLY COMPLY WITH CURRENT BRAND STANDARDS. NOTIFY ARCHITECT OF ANY DEVIATIONS FROM BRAND STANDARDS PRIOR TO FABRICATION AND INSTALLATION.

SIGNAGE LEGEND

SIGN TYPE	LOCATION NOTES
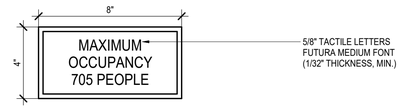	
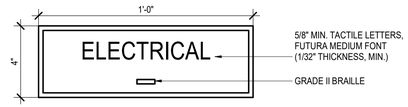 **S-1** 12" X 4" ROOM ID 1/8" THICK ACRYLIC FACE, FROSTED WHITE 1/8" THICK PVC BACK, OFFSET 1/4"	1. LOCATE AT EACH ROOM ENTRY, ACCESSIBLE TO PUBLIC
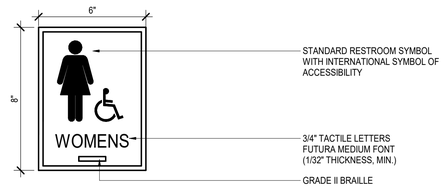 **S-2** 6" X 8" RESTROOM ID 1/8" THICK ACRYLIC FACE, FROSTED WHITE 1/8" THICK PVC BACK, OFFSET 1/4"	1. LOCATE AT EACH PUBLIC RESTROOM

CSC DESIGN, INC.
ARCHITECTS & ENGINEERS
135 P RICKMAN INDUSTRIAL DR.
SUITE 100 CANTON, GA 30115
Phone: (770) 345-2579

© 2025, CSC Design. These drawings are protected by the copyright laws of the United States. These drawings or any part thereof may not be used for any purpose or reproduced in any form or by any means without the written consent of CSC Design.

STATE OF GEORGIA
KEVIN B. WHIPPLE
04/27/2026
CERTIFICATE NO. RA014888
REGISTERED ARCHITECT

PROJECT NUMBER: 25-040

REVISIONS
NO: DATE: ISSUE:

DRYWALL WAREHOUSE HWY 81

267 HIGHWAY 81
OXFORD, GA 30054
WALTON COUNTY, GEORGIA

CODE REQUIRED SIGNAGE

G-060

ISSUED FOR CONSTRUCTION

Y:\Projects\25-040 Drywall Warehouse_Oxford, GA\Arch\00 REVIT\Drywall Warehouse.rvt

4/27/2026 1:44:49 PM