

# New Facility

## Hampton Travel Center

Hwy 81 / Parcel # 019-02031002 Hampton, Georgia

JOB NO.: 02511  
DRAWN BY: ACC  
CHECKED BY: KP  
DESCRIPTION: SCH-REVIEW  
DATE: 00.0025  
DESCRIPTION: DD-REVIEW  
DATE: 00.0025  
DESCRIPTION: CD-REVIEW  
DATE: 12.19.25  
DESCRIPTION: BID-CONST  
DATE: 00.0025  
REVISIONS:

1	
2	
3	
4	
5	
6	
7	

FOR QUESTIONS, CALL THE  
Atlanta Mechanical  
REGION 122  
PHONE (478) 419 - 4768  
EMAIL: regi122@econaire.com

**PATENT NUMBERS**

AC-PSP (UNITED STATES) - US PATENT 7963830 B2.  
AC-PSP WALL (CANADA) - CA PATENT 2820509.  
AC-PSP ISLAND (CANADA) - CA PATENT 2520330.

**HOOD INFORMATION - JOB#8402729**

HOOD NO	TAG	MODEL	MANUFACTURER	LENGTH	MAX COOKING TEMP	TYPE	APPLIANCE DUTY	DESIGN CFM/FT	TOTAL EXH CFM	EXHAUST PLENUM RISER(S)					TOTAL SUPPLY CFM	HOOD CONSTRUCTION	HOOD CONFIG		
										WIDTH	LENG	HEIGHT	DIA	CFM			VEL	SP	END TO END
1		5424 EX-2-PSP-F	ECON-AIR	7' 0"	450 DEG	I	MEDIUM	171	1200		4'	12'	1200	1528	-0.606'	1000	430 SS WHERE EXPOSED	ALONE	ALONE

**HOOD INFORMATION**

HOOD NO	TAG	FILTER(S)				LIGHT(S)			UTILITY CABINET(S)				FIRE SYSTEM PIPING	HOOD HANGING WEIGHT			
		TYPE	QTY	HEIGHT	LENGTH	EFFICIENCY @ 7 MICRONS	QTY	TYPE	WIRE GUARD	LOCATION	SIZE	FIRE SYSTEM			SIZE	ELECTRICAL MODEL #	SWITCHES QUANTITY
1		CAPTRATE SOLD FILTER	5	16"	16"	85% SEE FILTER SPEC	2	RECESSED ROUND	NO	LEFT	12"x54"x24"	TANK FS	4.0	SC-111110MA	1 LIGHT 1 FAN	YES	638 LBS

**HOOD OPTIONS**

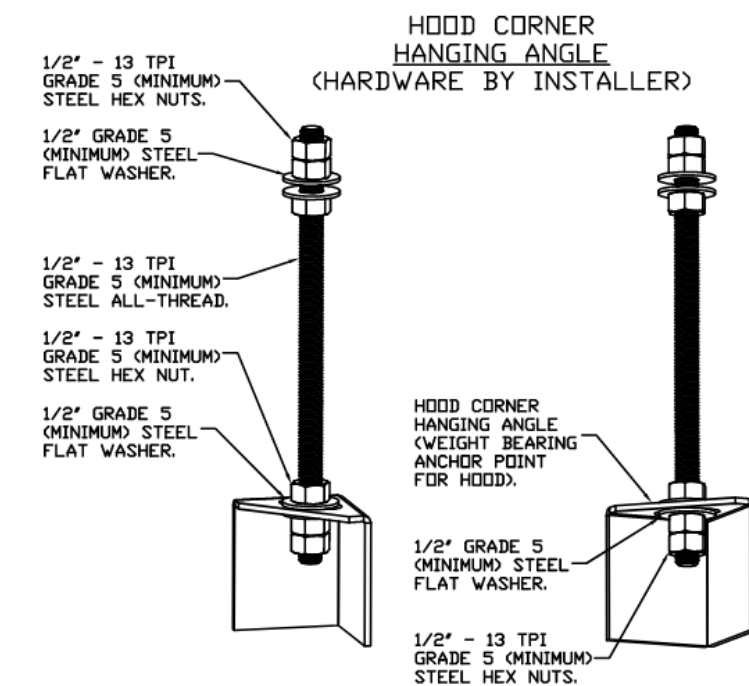
HOOD NO	TAG	OPTION
1		FIELD WRAPPER 18.00" HIGH FRONT, LEFT. BACKSPLASH 122.00" HIGH X 133.00" LONG 430 SS VERTICAL. RIGHT SIDESPLASH 122.00" HIGH X 72.00" LONG 430 SS VERTICAL. RIGHT END STANDOFF (FINISHED) 1" WIDE 54" LONG INSULATED. BACKSPLASH - INSIDE CORNER 80.00" HIGH X 2.00" LEG LENGTH 430 SS VERTICAL. RISER SENSOR INSTALL 6IN PLEN. RIGHT WALL AS END PANEL.

**PERFORATED SUPPLY PLENUM(S)**

HOOD NO	TAG	POS	LENGTH	WIDTH	HEIGHT	TYPE	RISER(S)				
							WIDTH	LENG	DIA	CFM	SP
1		Front	97'	12'	6'	MUA	10"	24"		500	0.138'
						MUA	10"	24"		500	0.138'

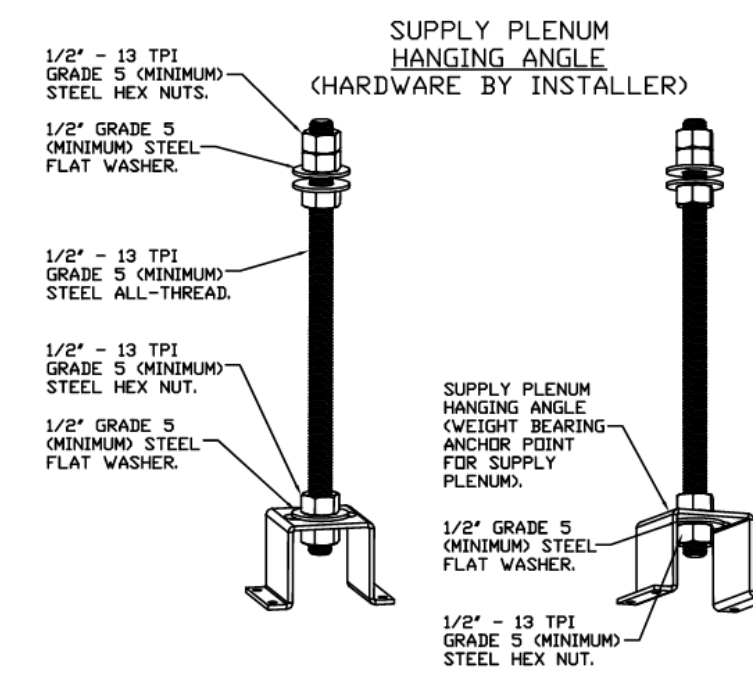
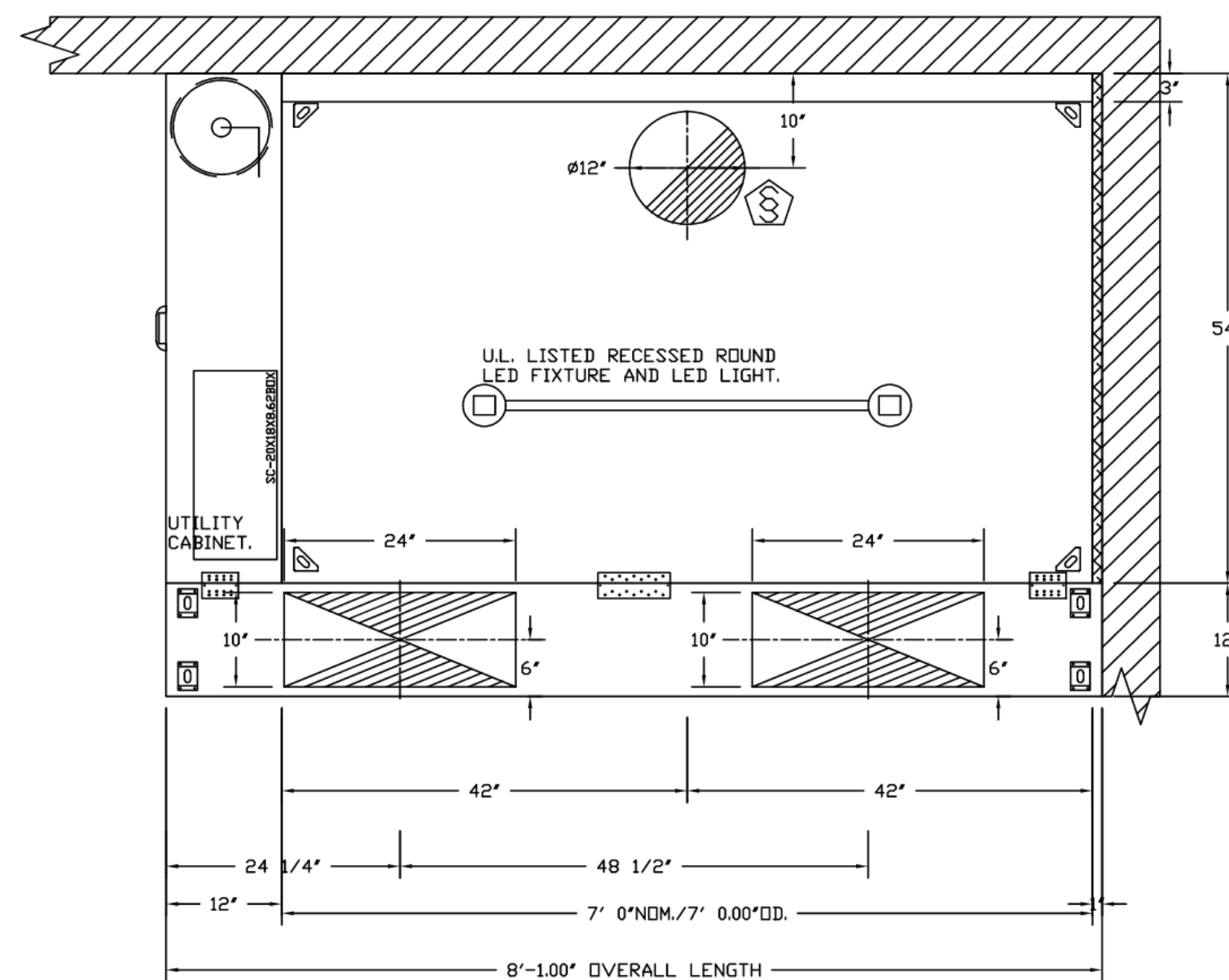
**FAN OPTIONS**

FAN UNIT NO	TAG	QTY	DESCRIPTION
1		1	GREASE BDX
		1	FAN BASE CERAMIC SEAL - DU/DR85HFA - INSTALLED AT PLANT - FOR GREASE DUCTS
		1	ECM WIRING PACKAGE - PWM SIGNAL FROM ECPM03 PREWIRE (TELCO MOTOR), CCW ROTATION
		1	2 YEAR PARTS WARRANTY
2		1	SIZE 1 UNTEMPERED COMMERCIAL DOWN DISCHARGE FOR DIRECT DRIVE AHUS
		1	GRAVITY BACKDRAFT DAMPER FOR SIZE 1 HOUSING
		1	ECM WIRING PACKAGE - DD SUPPLY - PWM SIGNAL FROM ECPM03 PREWIRE (TELCO MOTOR)
		1	2 YEAR PARTS WARRANTY



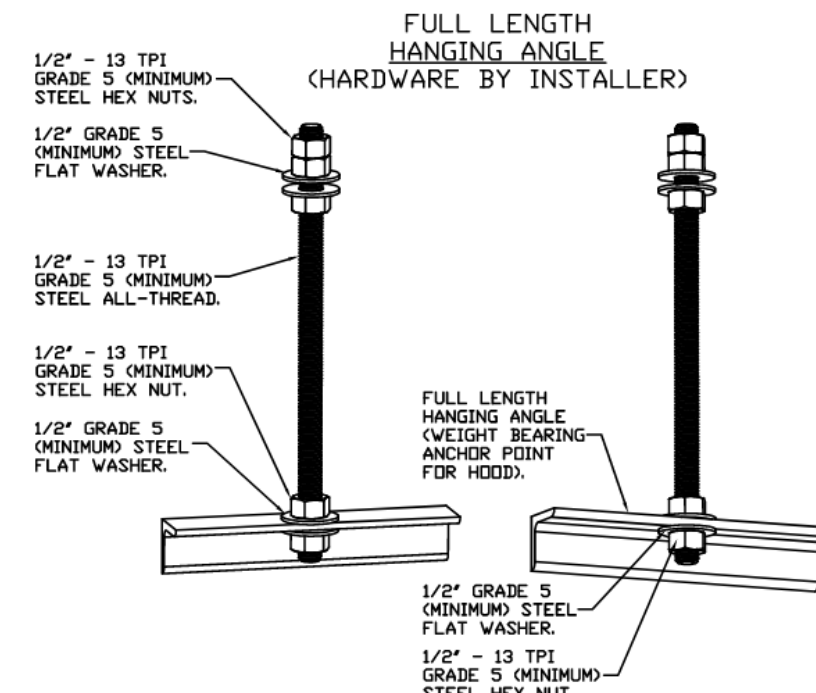
**ASSEMBLY INSTRUCTIONS**

HANGING ANGLE MUST BE SUPPORTED WITH 1/2" - 13 TPI GRADE 5 (MINIMUM) ALL-THREAD. SANDWICH HANGING ANGLES AND CEILING ANCHOR POINTS WITH 1/2" GRADE 5 (MINIMUM) STEEL FLAT WASHERS AND 1/2" - 13 TPI GRADE 5 (MINIMUM) HEX NUTS AS SHOWN. MUST USE DOUBLED HEX NUT CONFIGURATION BENEATH HOOD HANGING ANGLES AND ABOVE CEILING ANCHORS. MAINTAIN 1/4" OF EXPOSED THREADS BENEATH BOTTOM HEX NUT. TORQUE ALL HEX NUTS TO 57 FT-LBS.



**ASSEMBLY INSTRUCTIONS**

HANGING ANGLE MUST BE SUPPORTED WITH 1/2" - 13 TPI GRADE 5 (MINIMUM) ALL-THREAD. SANDWICH HANGING ANGLES AND CEILING ANCHOR POINTS WITH 1/2" GRADE 5 (MINIMUM) STEEL FLAT WASHERS AND 1/2" - 13 TPI GRADE 5 (MINIMUM) HEX NUTS AS SHOWN. MUST USE DOUBLED HEX NUT CONFIGURATION ABOVE CEILING ANCHORS. SINGLE HEX NUT BENEATH HANGING ANGLE IS ACCEPTABLE FOR PSP HANGING ANGLES. MAINTAIN 1/4" OF EXPOSED THREADS BENEATH BOTTOM HEX NUT. TORQUE ALL HEX NUTS TO 57 FT-LBS.



**ASSEMBLY INSTRUCTIONS**

HANGING ANGLE MUST BE SUPPORTED WITH 1/2" - 13 TPI GRADE 5 (MINIMUM) ALL-THREAD. SANDWICH HANGING ANGLES AND CEILING ANCHOR POINTS WITH 1/2" GRADE 5 (MINIMUM) STEEL FLAT WASHERS AND 1/2" - 13 TPI GRADE 5 (MINIMUM) HEX NUTS AS SHOWN. MUST USE DOUBLED HEX NUT CONFIGURATION ABOVE CEILING ANCHORS. SINGLE HEX NUT BENEATH HANGING ANGLE IS ACCEPTABLE FOR FULL LENGTH HANGING ANGLES. MAINTAIN 1/4" OF EXPOSED THREADS BENEATH BOTTOM HEX NUT. TORQUE ALL HEX NUTS TO 57 FT-LBS.