DOOR SCHEDULE & DETAILS
A-801
FOR BLUEBEAM LABELINGDOOR:

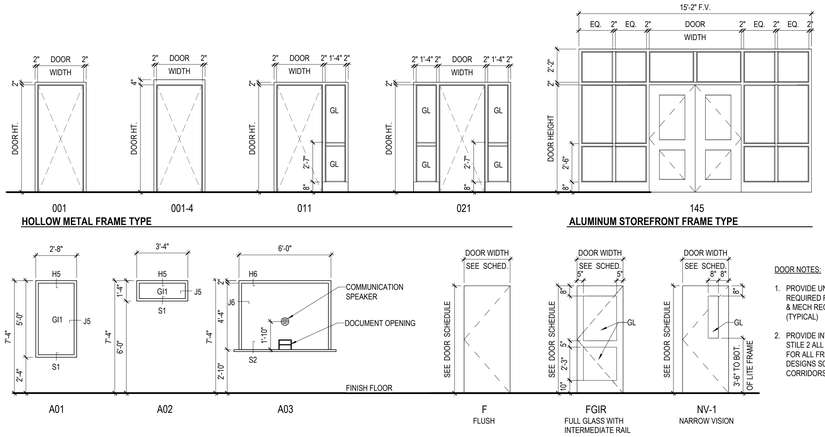

DOOR NOTES:

1. PROVIDE UNDERCUT AS REQUIRED FOR THRESHOLD & MECH REQUIREMENTS (TYPICAL)
2. PROVIDE INTERNAL ALUM. STILE 2 ALL PANIC DEVICES FOR ALL FRP DOOR DESIGNS SCHEDULED IN CORRIDORS.

DOOR / WINDOW FRAME & PANEL TYPES
1/4" = 1'-0"

DOOR SCHEDULE

DOOR NUMBER	NO. DOORS	DOOR WIDTH	DOOR HEIGHT	PANEL TYPE	PANEL FINISH	FRAME TYPE	FRAME MATL	FRAME H	FRAME J	GENERAL FIRE RATING	GENERAL HARDWARE SET	GENERAL REMARKS
LEVEL 1												
101	PAIR	6'-0"	7'-0"	FGIR	ALUM/GLASS	145	ALUM.	H7	J7		1.1	3
102	SINGLE	3'-0"	7'-0"	F	WD	001	HM	H4	J4		9.0	
103	SINGLE	3'-0"	7'-0"	NV-1	WD	021	HM	H4	J4		10.0	3
104	SINGLE	3'-0"	7'-0"	F	WD	001	HM	H4	J4		9.0	
105	SINGLE	3'-0"	7'-0"	F	WD	001	HM	H4	J4		9.0	
106	SINGLE	3'-0"	7'-0"	F	WD	001	HM	H4	J4	45 MIN.	13.0	
107	SINGLE	3'-0"	7'-0"	F	WD	001	HM	H4	J4		13.0	
108	SINGLE	3'-0"	7'-0"	NV-1	WD	021	HM	H4	J4		12.0	
109	PAIR	6'-0"	7'-0"	F	WD	001	HM	H4	J4		4.0	
110	SINGLE	3'-0"	7'-0"	F	WD	001	HM	H4	J4	45 MIN.	3.0	
111	SINGLE	3'-0"	7'-0"	F	FRP	001	HM	H1	J1		5.0	
112	SINGLE	3'-0"	7'-0"	F	FRP	001	HM	H1	J1		2.1	3
112.1	SINGLE	3'-0"	7'-0"	F	WD	001	HM	H4	J4		11.0	
113	SINGLE	3'-0"	7'-0"	F	WD	001	HM	H4	J4	45 MIN.	13.0	
114	PAIR	6'-0"	7'-0"	FGIR	ALUM/GLASS	145	ALUM.	H7	J7		1.0	3
114.1	SINGLE	3'-0"	7'-0"	NV-1	WD	001	HM	H3	J3		19.0	
115	SINGLE	3'-0"	7'-0"	NV-1	WD	001	HM	H3	J3		20.0	
115.1	SINGLE	3'-0"	7'-0"	F	WD	001	HM	H3	J3		20.0	
115.2	SINGLE	3'-0"	7'-0"	F	FRP	001	HM	H1	J1		2.0	3
116	SINGLE	3'-0"	7'-0"	NV-1	WD	001	HM	H4	J4		20.0	
117	SINGLE	3'-0"	7'-0"	NV-1	WD	011	HM	H4	J4		14.0	
118	SINGLE	3'-0"	7'-0"	NV-1	WD	011	HM	H4	J4		14.0	
119	SINGLE	3'-0"	7'-0"	NV-1	WD	011	HM	H4	J4		14.0	
120	SINGLE	3'-0"	7'-0"	NV-1	WD	011	HM	H4	J4		15.0	
121	SINGLE	3'-0"	7'-0"	NV-1	WD	011	HM	H4	J4		14.0	
122	SINGLE	3'-0"	7'-0"	NV-1	WD	011	HM	H4	J4		14.0	
123	SINGLE	3'-0"	7'-0"	F	WD	001-4	HM	H5	J5	45 MIN.	8.0	3
124	SINGLE	3'-0"	7'-0"	F	WD	001-4	HM	H5	J5		8.0	3
125	SINGLE	3'-0"	7'-0"	F	WD	001	HM	H4	J4		9.0	
126	SINGLE	3'-0"	7'-0"	F	WD	001	HM	H4	J4		9.0	
127	SINGLE	3'-0"	7'-0"	F	WD	001-4	HM	H5	J5	45 MIN.	6.0	3
128	SINGLE	3'-0"	7'-0"	F	WD	001	HM	H4	J4		14.0	
129	SINGLE	3'-0"	7'-0"	F	WD	001	HM	H4	J4		14.0	
130	SINGLE	3'-0"	7'-0"	F	WD	001	HM	H4	J4		17.0	
130.1	SINGLE	3'-0"	7'-0"	F	WD	001	HM	H4	J4		18.0	

REMARKS: 3 = CARD READER

MATERIALS

ALUM - ALUMINUM
HM - HOLLOW METAL
WD - WOOD, SOLID CORE
FRP - FIBERGLASS REINFORCED POLYSTER

GLAZING MATERIALS LEGEND

IG-1
1 1/8" TINTED INSULATING-GLASS UNITS AT EXTERIOR HOLLOW METAL FRAME VIEW OPENINGS AND ALUMINUM FRAME VIEW OPENINGS (U.N.O.)

MG-1
1/4" UNCOATED CLEAR TEMP. FLOAT-GLASS UNITS AT INTERIOR NON-FIRE RATED DOORS AND VIEW OPENINGS (U.N.O.)

ALUMINUM FRAME REMARKS

1. ALL GLASS LITES ARE GLASS TYPE GI1.
2. ALL DIMENSIONS SHOWN ON WINDOW TYPE ELEVATIONS ARE BASED ON NOMINAL MASONRY OPENINGS. FIELD VERIFY ALL DIMENSIONS PRIOR TO FABRICATION.
3. ALL EXPOSED CMU CORNERS SHALL BE BULLNOSE.
4. SEE LINTEL SCHEDULE ON STRUCTURAL DRAWINGS FOR EXACT CONFIGURATION OF STEEL, PRECAST OR CMU LINTELS.
5. PROVIDE A 3/8" SEALANT JOINT AROUND ENTIRE PERIMETER OF FRAME.

GENERAL DOOR NOTES

1. REFER TO MECHANCIAL DRAWINGS FOR GRILLE LOCATIONS AND UNDERCUTS
2. SEE DOOR HARDWARE SCHEDULE FOR CLOSERS FOR DOORS LOCATED IN WALLS INDICATED TO BE SMOKE PARTITIONS SMOKE BARRIERS AND/OR FIRE RATED OPENINGG
3. PROVIDE DOOR HARDWARE FOR FIRE RATED OPENINGS INDICATED ON SCHEDULE THAT COMPLIES WITH NFPA STANDARD NO.80 AND REQUIREMENTS OF AUTHORITIES HAVING JURIDISDICTION. PROVIDE ONLY ITEMS OF DOOR HARDWARE THAT ARE LISTED AND ARE IDENTICAL TO PRODUCTS TESTED BY AUTHORITIES HAVING JURDICTION FOR USE ON TYPES AND SIZES OF DOORS INDICATED IN COMPLIANCE WITH REQUIREMENTS OF FIRE RATED DOOR AND DOOR FRAME LABELS.
4. SEE DOOR HARDWARE SCHEDULE FOR DOORS REQUIRING PANIC HARDWARE.

HOLLOW METAL FRAME REMARKS

1. OVERALL FRAME DIMENSIONS ON EXTERIOR FRAMES REPRESENT THE CLEAR MASONRY OPENING DIMENSION. CONTRACTOR SHALL ALLOW FOR A 3/8" SEALANT JOINT AROUND ENTIRE PERIMETER OF FRAME.
2. INSTALL HOLLOW METAL WINDOW FRAMES SO THAT THE APPLIED GLAZING STOPS ARE LOCATED ON THE CORRIDOR OR NON-SECURE SIDE OF OPENING.
3. ALL METAL FRAMES IN RATED WALLS SHALL BE RATED AS REQUIRED TO MEET OPENING PROTECTION REQUIREMENTS OF IBC 2018 ED.
4. ALL VIEW WINDOWS, SIDE LITES OR TRANSOMS WHICH OCCUR IN A FIRE RATED WALL OR DOOR FRAME SHALL HAVE FIRE RATED SAFETY GLAZING.
5. H.M. FRAME DEPTHS SHALL CORRESPOND TO ADJOINING WALL THICKNESSES. REFER TO PLANS AND PARTITION SCHEDULE FOR WALL THICKNESSES. REFER TO PLANS AND PARTITION SCHEDULE FOR WALL THICKNESSES. H.M. FRAMES WHICH DO NOT CORRESPOND TO A WALL THICKNESS SHALL HAVE A DEPTH OF 6 3/4" (I.E., HOLLOW METAL FRAMES IN EXTERIOR WALLS).

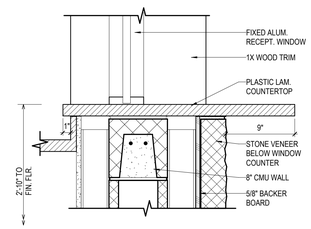

S2 ALUM WINDOW SILL
1 1/2" = 1'-0"

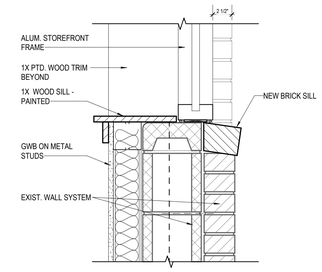

S1 ALUM WINDOW SILL
1 1/2" = 1'-0"

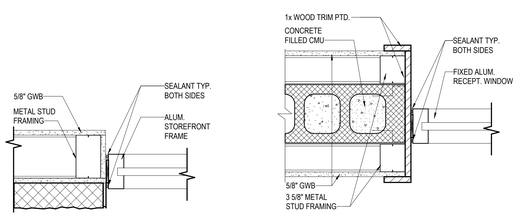

J7 WINDOW JAMB DETAIL @ ENTRY
1 1/2" = 1'-0"

J6 WINDOW JAMB DETAIL
1 1/2" = 1'-0"

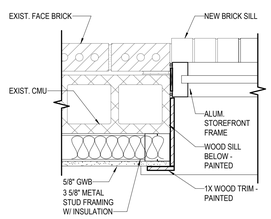

J5 ALUM. WINDOW JAMB
1 1/2" = 1'-0"

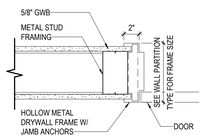

J4 HM JAMB DETAIL
1 1/2" = 1'-0"

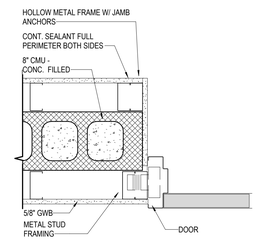

J3 HM JAMB DETAIL
1 1/2" = 1'-0"

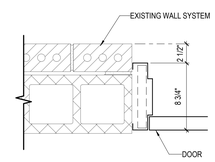

J2 HM JAMB DETAIL
1 1/2" = 1'-0"

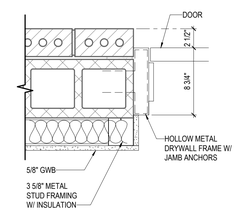

J1 HM JAMB DETAIL
1 1/2" = 1'-0"

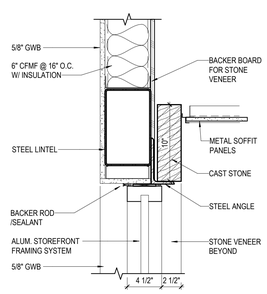

H7 ALUM WINDOW HEAD @ ENTRY
1 1/2" = 1'-0"

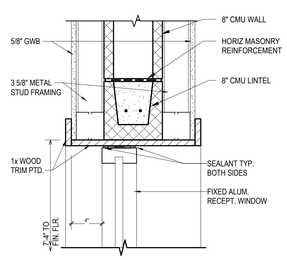

H6 ALUM. WINDOW HEAD
1 1/2" = 1'-0"

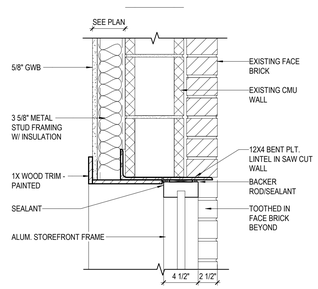

H5 ALUM. WINDOW HEAD
1 1/2" = 1'-0"

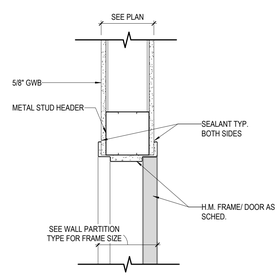

H4 HM HEAD DETAIL
1 1/2" = 1'-0"

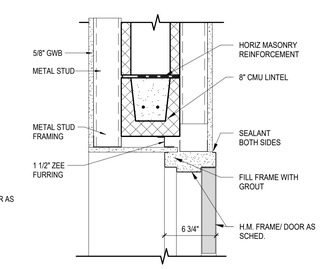

H3 HM HEAD DETAIL
1 1/2" = 1'-0"

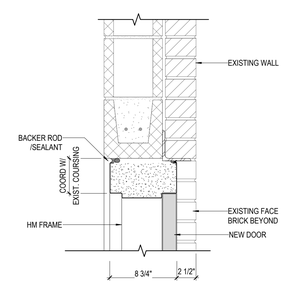

NEW H.M. FRAME & DOOR AT EXISTING OPENING

H2 HM HEAD DETAIL
1 1/2" = 1'-0"

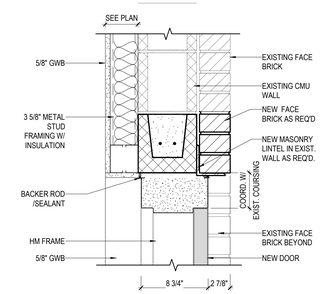

NEW H.M. FRAME & DOOR IN NEW MASONRY OPENING

H1 HM HEAD DETAIL
1 1/2" = 1'-0"

PBK
www.pbk.com
770-227-5473
GRIFFIN, GA

HCS - SRO Offices - Warhawk Fieldhouse Modifications
47 LEMON STREET MCDONOUGH, GA 30253

FINAL DOCUMENTS

HENRY COUNTY SCHOOLS

NORTH

STATE OF GEORGIA
BRETT R. McNIER
CERTIFICATE NO. 9020
REGISTERED ARCHITECT
Architectural Registration No. 9020

CLIENT	
HENRY COUNTY SCHOOLS	
DATE 06 / 18 / 2026	PROJECT NUMBER 250306

DRAWING HISTORY

No.	Description	Date

CHECKED BY: RV
DRAWN BY: KM

DOOR SCHEDULE & DETAILS

A-801

Plot Stamp:
6/16/2026 3:50:40 PM