PLUMBING SCHEDULE, LEGEND, AND DETAILS
P-301

FOR BLUEBEAM LABELING/OCR:

PLUMBING LEGEND

	EXISTING TO REMAIN
	DEMOLISHED
	NEW WORK
W	SANITARY PIPING, SEE SPECIFICATION 221316
CW	COLD WATER PIPING, SEE SPECIFICATION 221116
HW	HOT WATER PIPING, SEE SPECIFICATION 221116
G	NATURAL GAS PIPING, SEE SPECIFICATION 221423
BV	BALL VALVE (2" & SMALLER) OR BUTTERFLY VALVE (2.5" OR LARGER)
	CHECK VALVE
	PIPING DROP IN DIRECTION OF FLOW
	PIPING RISE IN DIRECTION OF FLOW
	PIPING TEE FROM TOP OF MAIN
	PIPING TEE FROM BOTTOM OF MAIN
W.H.	FREEZE PROOF WALL HYDRANT
F.D.	FLOOR DRAIN
F.C.O.	FLOOR CLEANOUT
O.S.C.O.	OUTSIDE CLEANOUT
V.T.R.	VENT THRU ROOF
W.H.A.	WATER HAMMER ARRESTOR
R.H.	ROOF HYDRANT

GENERAL NOTES

1. THESE DRAWINGS ARE DIAGRAMMATIC AND SHALL NOT BE SCALED. SEE ARCHITECTURAL DRAWINGS FOR DIMENSIONS.
2. THESE DRAWINGS AND PLUMBING DESIGNS WERE GENERATED WITH 3-DIMENSIONAL BUILDING INFORMATION MODELING (BIM) SOFTWARE (REVIT). THE MODEL MAY BE AVAILABLE TO THE CONTRACTOR, AT THE DISCRETION OF THE ARCHITECT, FOR USE TO PRODUCE SHOP DRAWINGS, MATERIAL TAKE-OFFS, ETC. HOWEVER, THE CONTRACT DOCUMENTS ARE THESE 2-DIMENSIONAL DRAWINGS. THE BIM MODEL IS NOT THE CONTRACT DOCUMENT(S) AND REQUESTS FOR INFORMATION, CHANGE ORDER REQUESTS, ETC. SHALL NOT ORIGINATE FROM INCONSISTENCIES, CONFLICTS, ETC. IN THE BIM MODEL. IT IS THE CONTRACTOR'S RESPONSIBILITY TO SCHEDULE INSTALLATION OF OTHER TRADES IN SEQUENCE TO COORDINATE WITH INSTALLATION OF PLUMBING SYSTEMS.
3. INSTALLATION OF PIPE AND EQUIPMENT SHOWN AND SPECIFIED SHALL BE COORDINATED WITH ALL OTHER WORK RELATED TO THE CONSTRUCTION OF THIS FACILITY INCLUDING BUT NOT LIMITED TO: BUILDING STRUCTURE; HVAC EQUIPMENT, DUCT WORK AND PIPING; ELECTRICAL WORK AND OWNER FURNISHED EQUIPMENT.
4. STRUCTURAL MEMBERS SHALL NOT BE PENETRATED WITHOUT APPROVAL FROM ARCHITECT.
5. ROUTE ALL PIPING CONTAINING FLUIDS SUBJECT TO FREEZING WITHIN THE BUILDING INSULATION ENVELOPE OR PROVIDE HEAT TAPE.
6. ROUTE SANITARY VENT PIPING SO VENTS THRU ROOF WILL BE A MINIMUM OF 15'-0" FROM ALL OUTSIDE AIR INTAKES AND A MINIMUM OF 5'-0" FROM EXTERIOR WALLS. ROOF EXPANSION JOINTS AND ROOF MOUNTED EQUIPMENT.
7. WHERE CHASE WALLS ARE NOT FURNISHED, PIPING SHALL NOT BE ROUTED HORIZONTALLY. AVOID CUTTING STUDS.

HOT WATER PIPE LENGTHS

NOMINAL PIPE SIZE (INCHES)	MAXIMUM PIPE LENGTH (FEET) PUBLIC LAVATORY FAUCET	OTHER FIXTURES AND APPLIANCES
1/4	6	50
5/16	4	50
3/8	3	50
1/2	2	43
5/8	1	32
3/4	0.5	21
7/8	0.5	16
1	0.5	13
1-1/4	0.5	8
1-1/2	0.5	6
2 AND UP	0.5	4

NOTE: THE MAXIMUM ALLOWABLE PIPING LENGTH FROM THE NEAREST HOT WATER SOURCE (A WATER HEATER OR A RECIRCULATING LOOP) TO THE FIXTURE OR APPLIANCE CONNECTION SHALL BE ACCORDING TO THE CHART ABOVE, TAKEN FROM TABLE C404.5.1 IN THE 2015 INTERNATIONAL ENERGY CONSERVATION CODE. IF THE PIPING FROM THE SOURCE TO THE CONNECTION CONTAINS MORE THAN ONE PIPE SIZE USE THE LARGEST SIZE TO DETERMINE PIPE LENGTH.

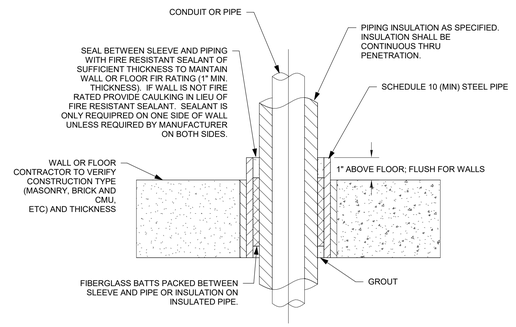

PIPE SLEEVE DETAIL
SCALE: NONE

PLUMBING FIXTURE CONNECTION SCHEDULE

MARK	FIXTURE	NOTES	RIM HEIGHT	COLD WATER BRANCH	COLD WATER CONN	HOT WATER BRANCH	HOT WATER CONN	WASTE BRANCH	WASTE CONN
P-1	WATER CLOSET (ADA)	1,2	18"	1"	1"	--	--	4"	4"
P-2	LAVATORY (ADA)	2,3	34"	1/2"	3/8"	1/2"	3/8"	2"	1-1/4"
P-3	SINGLE BOWL SINK	2,4,5	C.T.	1/2"	3/8"	1/2"	3/8"	2"	1-1/2"
P-4	SERVICE SINK	---	--	1/2"	1/2"	1/2"	1/2"	2"	2"
P-5	WATER COOLER	3,7	40"	1/2"	3/8"	--	--	2"	1-1/4"
P-5A	WATER COOLER W/BOTTLE FILLER (ADA)	2,3,6,8	---	1/2"	3/8"	--	--	2"	1-1/4"
P-6	ICE MAKER BOX	---	18"	1/2"	1/2"	--	--	--	--

1. FLOOR MOUNTED, FLUSH VALVE.
2. HANDICAP ACCESSIBLE
3. WALL HUNG.
4. 21" X 25" STAINLESS STEEL WITH GOOSENECK SPOUT AND LEVER HANDLES.
5. MAXIMUM 51/2" DEEP.
6. DUAL HEIGHT COOLER. MOUNT AS REQUIRED BY MANFACTURER TO MEET ADA.
7. RIM HEIGHT IS TO CENTERLINE OF BUBBLER.
8. PROVIDE GLASS FILLER.

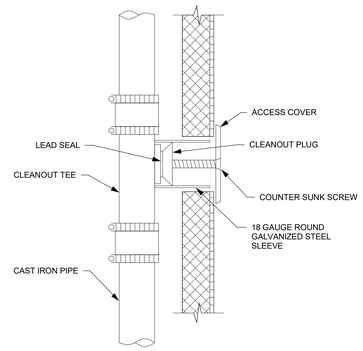

WALL CLEANOUT
SCALE: NONE

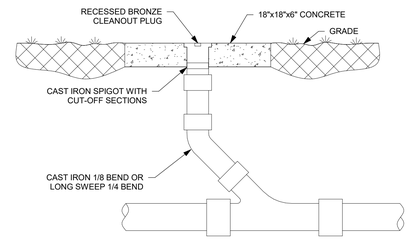

OUTSIDE CLEANOUT
SCALE: NONE

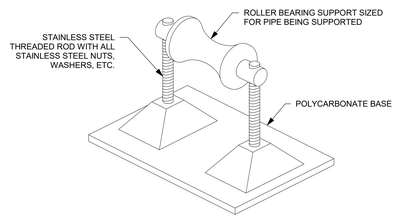

SUPPORTS SHALL BE PROVIDED ON MAXIMUM 8FT CENTERS AND WITHIN 18" OF ALL ELBOWS AND TEES. PROVIDE AN EXTRA PIECE OF ROOFNIG MATERIAL OR WALKPAD UNDER EACH SUPPORT EXTENDING A MINIMUM OF 4" BEYOND SUPPORT BASE IN ALL DIRECTIONS.

GAS PIPE SUPPORT
SCALE: NONE

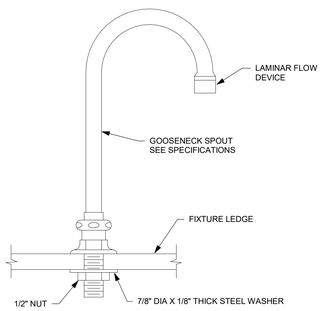

GOOSENECK SPOUT MOUNTING DETAIL
SCALE: NONE

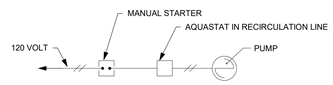

HOT WATER PUMP WIRING DETAIL
SCALE: NONE

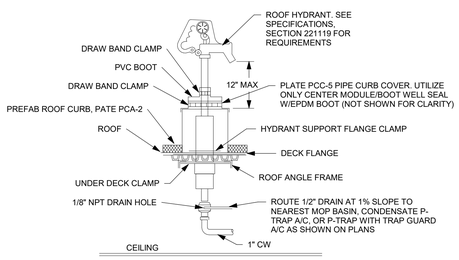

ROOF HYDRANT DETAIL
SCALE: NONE

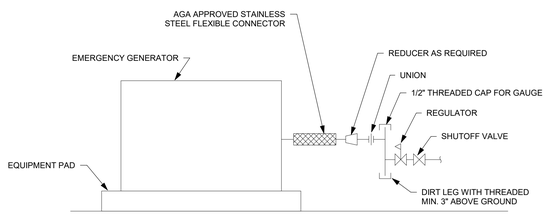

TYPICAL GENERATOR GAS CONNECTION
SCALE: NONE

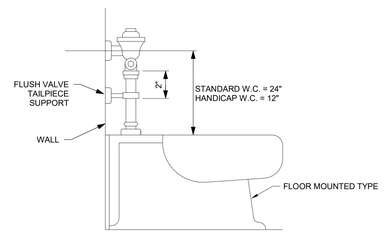

WATER CLOSET FLUSH VALVE MOUNTING DETAIL
SCALE: NONE

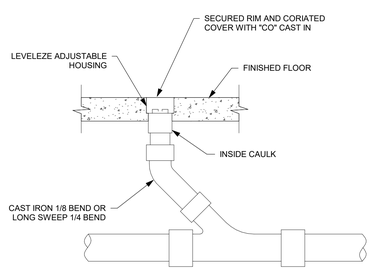

FLOOR CLEANOUT
SCALE: NONE

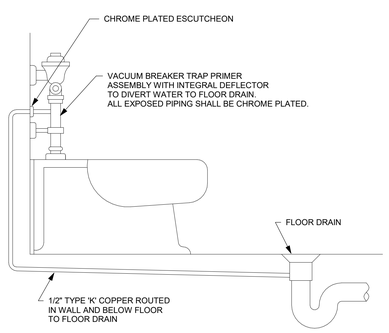

TRAP PRIMER PIPING DETAIL
SCALE: NONE

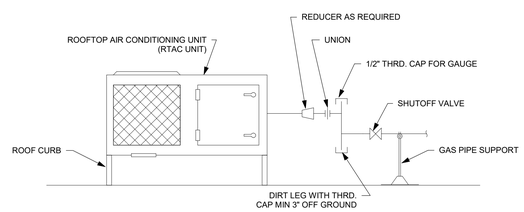

TYPICAL RTAC UNIT GAS CONNECTION
SCALE: NONE

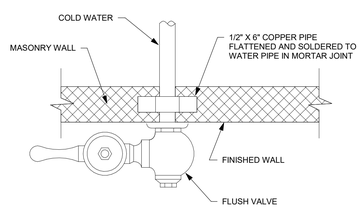

FLUSH VALVE ANCHOR
SCALE: NONE

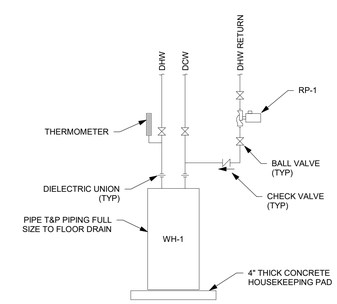

ELECTRIC WATER HEATER DETAIL
SCALE: NONE

PBK
www.pbk.com
770.227.5473
GRIFFIN, GA

AH&P CONSULTING ENGINEERS

HCS - SRO Offices - Warhawk Fieldhouse Modifications
47 LEMON STREET MCDONOUGH, GA 30253

BID SET

HENRY COUNTY SCHOOLS

NORTH

GEORGIA REGISTERED No. 17027 PROFESSIONAL ENGINEER JAMES A. ANDRUS, JR.

CLIENT	
HENRY COUNTY SCHOOLS	
DATE 06/ 18 / 2026	PROJECT NUMBER 250306

DRAWING HISTORY

No.	Description	Date

CHECKED BY: JMC
DRAWN BY: BRP

PLUMBING SCHEDULE, LEGEND, AND DETAILS

P-301

Plot Stamp:
6/18/2026 11:39:15 AM