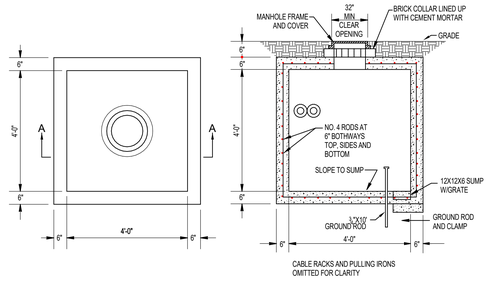

PLAN VIEW SECTION A-A

TYPICAL ELECTRICAL HANDHOLE
SCALE: NONE

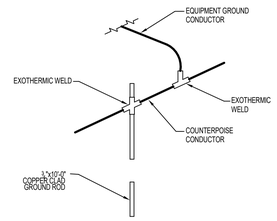

TYPICAL GROUND ROD FOR SUBSTATION
SCALE: NONE

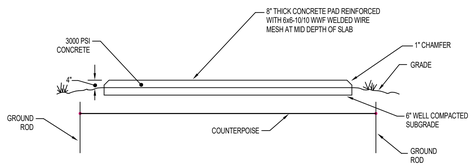

PAD SECTION DETAIL
SCALE: NONE

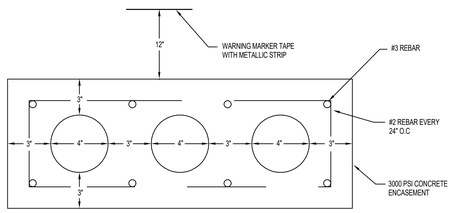

COMMUNICATION DUCT BANK DETAIL
SCALE: NONE

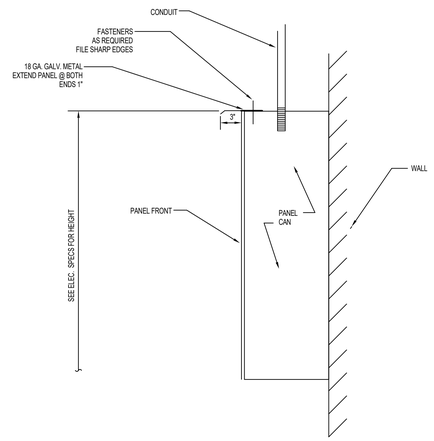

SURFACE MOUNTED PANEL WATER SHIELD DETAIL
SCALE: NONE

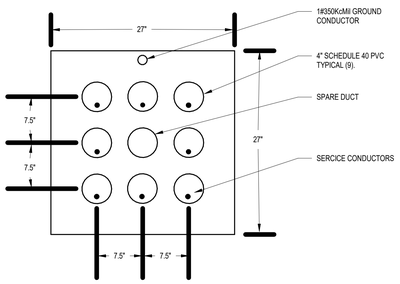

DUCT BANK DETAIL
SCALE: NONE

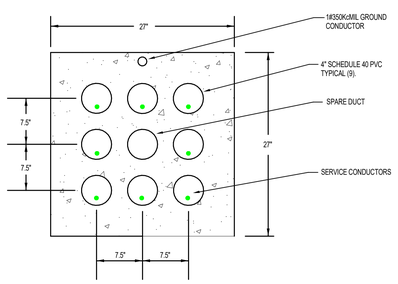

DUCT BANK DETAIL
SCALE: NONE

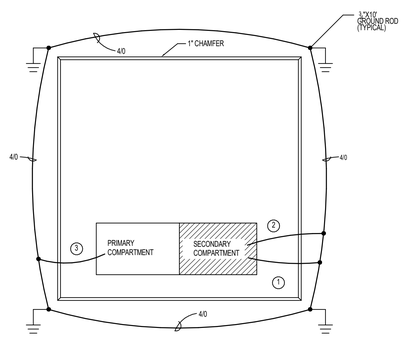

NOTES: (THIS DETAIL ONLY)
1. TRANSFORMER CASE GROUND #4/0.
2. SECONDARY NEUTRAL GROUND #4/0.
3. PRIMARY EQUIPMENT GROUND #4/0.

TRANSFORMER GROUNDING DETAIL
SCALE: NONE

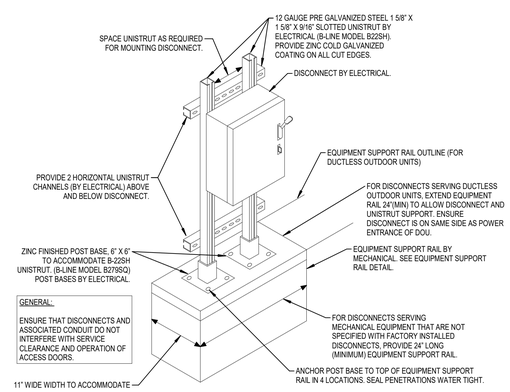

HVAC DISCONNET ON SUPPORT RAIL
SCALE: 1" = 1'-0"

ELECTRICAL LEGEND

LIGHTING FIXTURES - SEE LIGHTING FIXTURE SCHEDULE	
	TYPICAL 2' X 4' LED FIXTURE - NORMAL POWER, EMERGENCY EGRESS
	TYPICAL 2' X 2' LED FIXTURE - NORMAL POWER, EMERGENCY EGRESS
	TYPICAL 1' X 4' LED FIXTURE - NORMAL POWER, EMERGENCY EGRESS
	TYPICAL DOWNLIGHT LED FIXTURE - NORMAL POWER, EMERGENCY EGRESS
	EXIT LIGHT FIXTURE - WALL, CEILING
	TYPICAL SELF-CONTAINED EMERGENCY LED LIGHTING
	TYPICAL AREA LED LIGHTING
OC	OCCUPANCY SENSOR
DH	DAY LIGHT HARVESTING SENSOR
PP	POWER PACK
ELCU	ELECTRICAL LIGHTING CONTROL UNIT
SWITCHES	
S	SINGLE POLE (WP= WEATHER PROOF)
S_M	SINGLE POLE, MOTOR RATED
S_K	SINGLE POLE, KEY OPERATED
S_2	DOUBLE POLE
S_P	SINGLE POLE, PILOT LIGHT
S_3	THREE WAY
S_{3K}	THREE WAY, KEY OPERATED
S_4	FOUR WAY
S_{4K}	FOUR WAY, KEY OPERATED
S_D	SINGLE POLE, DIMMER
S_{LD}	SINGLE POLE, LOW VOLTAGE, DIMMER
WP=WEATHERPROOF	
OUTLETS AND RECEPTICALS	
	SIMPLEX
	SIMPLEX - FLOOR MOUNTED
	DUPLEX, DOUBLE DUPLEX - WALL
	DUPLEX ISOLATED GROUND, DOUBLE DUPLEX ISOLATED GROUND - WALL
	DUPLEX - FLOOR MOUNTED
	DUPLEX GFCI , DUPLEX GFIC ABOVE COUNTER - WALL
	DUPLEX ISOLATED GROUND - FLOOR MOUNTED
	DUPLEX ABOVE COUNTER
	DUPLEX ISOLATED GROUND ABOVE COUNTER
	DUPLEX MOUNTED AT 90"
	DUPLEXES - MOUNTED ABOVE AND BELOW. ONE AT 16" AND 90"
	DUPLEXES - MOUNTED ABOVE BELOW. ONE AT 16" AND ABOVE COUNTER
	DOUBLE DUPLEX - MOUNTED ABOVE COUNTER
	DOUBLE DUPLEX ISOLATED GROUND - MOUNTED ABOVE COUNTER
	DUPLEX SPECIAL PURPOSE (CONFIG. AS NOTED)
	FLOOR MOUNTED SPECIAL PURPOSE (CONFIG. AS NOTED)
	CLOCK OUTLET
J J	JUNCTION BOX - WALL, FLOOR OR CEILING (F= FLOOR, C=CEILING)
C C	COMPUTER DROP - WALL, FLOOR OR CEILING (F= FLOOR, C=CEILING)
AP	DATA ACCESS POINT (C=CEILING)
	COMPUTER DATA OUTLET - WALL, FLOOR OR CEILING (F= FLOOR, C=CEILING)
WP=WEATHERPROOF. GFI=GROUND FAULT PROTECTED C=CEILING MOUNT F=FLOOR MOUNT (GFCI = GROUND FAULT CIRCUIT INTERRUPTER)	
COMMUNICATION AND PROTECTION	
FAP	FAP = FIRE ALARM PANEL, FAA= FIRE ALARM ANNUNCIATOR PANEL
F	FIRE ALARM PULL STATION
F	FIRE ALARM HORN STROBE
S	FIRE ALARM SPEAKER STROBE
	FIRE ALARM INDICATING STROBE
S S	SMOKE DETECTOR- CEILING, WALL MOUNTED
CO	CARBON MONOXIDE DETECTOR
H	HEAT DETECTOR
S	DUCT MOUNTED SMOKE DETECTOR
D	DOOR HOLDER
	TELEPHONE OUTLET
I	INTERCOM HAND SET- (A =ADMINSTRATION, S= STAFF)
S S P	INTERCOM SPEAKER- CEILING, CEILING PENDENT (WP = WEATHER PROOF)
S	HIGH POWER SPEAKER
M M	MICROPHONE OUTLET - CEILING, WALL MOUNTED
C C	MASTER CLOCK - CEILING, WALL MOUNTED (D= DOUBLE FACE)
AV AV	AUDIO VIDEO CONNECTIONS - WALL, FLOOR OR CEILING (F= FLOOR, C=CEILING)
AV AVC	AUDIO VIDEO / AUDIO VIDEO CONTROLLER - WALL
KP	SECURITY KEY PAD
DSC	DIGITAL SECURITY CAMERA
M	MOTION DETECTOR
GB	GLASS BREAK DETECTOR
CR	CARD READER
ES	ELECTRIC DOOR STRIKE
DSM	DOOR STATUS MONITOR

GENERAL EQUIPMENT	
N	DISCONNECT SWITCH (F=FUSED, N=NON-FUSED)
	MOTOR CONTROLLER
	ENCLOSED CIRCUIT BREAKER
	COMBINATION STARTER / DISCONNECT
C	CONTACTOR
PC	PHOTO -CELL
R	AUXILIARY RELAY
T	TELEVISION DIRECTIONAL TAP
	PUSH BUTTON
	MOTOR
	TRANSFORMER (DRY-TYPE)
T	THERMOSTAT
	PULL BOX
	CABLE TRAY
TC	TIME CONTROL
PANELS	
	SWITCHBOARD OR MOTOR CONTROL CENTER
	480/208, 3PH, 4W OR 240V, 1PH, 3W
	120/208V, 3PH, 4W OR 240V, 1PH, 3W
TCS	TCS= TRANSIENT CONTROLLER, LAP=SURGE ARRESTER, ATS= AUTO TRANSFER SWITCH
CIRCUITS	
	RACEWAY IN CEILING OR WALL
	ONE CROSSMARK PER WIRE, 2 WIRES UNLESS SHOWN
	HOMERUN- ONE ARROW PER CIRCUIT
	RACEWAY UNDER FLOOR OR SLAB
	RACEWAY UNDER FLOOR OR SLAB
	FA= FIRE ALARM, IC=INTERCOM, TV=TELEVISION, C=COMPUTER
	EXPOSED RACEWAY
	FLEXIBLE RACEWAY
	CONDUIT - UP, DOWN

PBK
www.pbk.com
770.227.5473
GRIFFIN, GA

AH&P CONSULTING ENGINEERS

HCS - SRO Offices - Warhawk Fieldhouse Modifications
47 LEMON STREET MCDONOUGH, GA 30253

BID SET

HENRY COUNTY SCHOOLS

NORTH

GEORGIA REGISTERED PROFESSIONAL ENGINEER JAMES A. KNEPPER

CLIENT	
HENRY COUNTY SCHOOLS	
DATE 06 / 18 / 2026	PROJECT NUMBER 250306

DRAWING HISTORY

No.	Description	Date

CHECKED BY: NHO
DRAWN BY: CTS

ELECTRICAL DETAILS AND LEGEND

E802