

ARCHITECT

CONSULTANT



10641 HIGHWAY 36
COVINGTON, GA 30014
770.786.3031

FINISH FLOOR PLAN, RCP, NOTES, & FINISH SCHEDULES

**Retrofit & Renovations for
Madison Methodist Church
Phase 2: Activity Barn**

1091 Confederate Highway
Madison, Georgia 30650

JOB NO.:	02601
DRAWN BY:	GM
CHECKED BY:	GM
DATE:	12.15.26
DESCRIPTION:	SCH-REVIEW-P2
DATE:	00.00.26
DESCRIPTION:	DD-REVIEW
DATE:	00.00.26
DESCRIPTION:	CD-REVIEW
DATE:	03.12.26
DESCRIPTION:	BID-CONSTRUCTION
DATE:	00.00.26
REVISIONS:	
1	00.00.26
2	
3	
4	
5	
6	
7	

THESE DRAWINGS ARE THE PROPERTY OF GM ARCHITECT AND ARE NOT TO BE REPRODUCED OR REUSED WITHOUT PERMISSION AND CREDIT.
COPYRIGHT: © 2026

SHEET

A9.1

OF

FINISH SCHEDULE

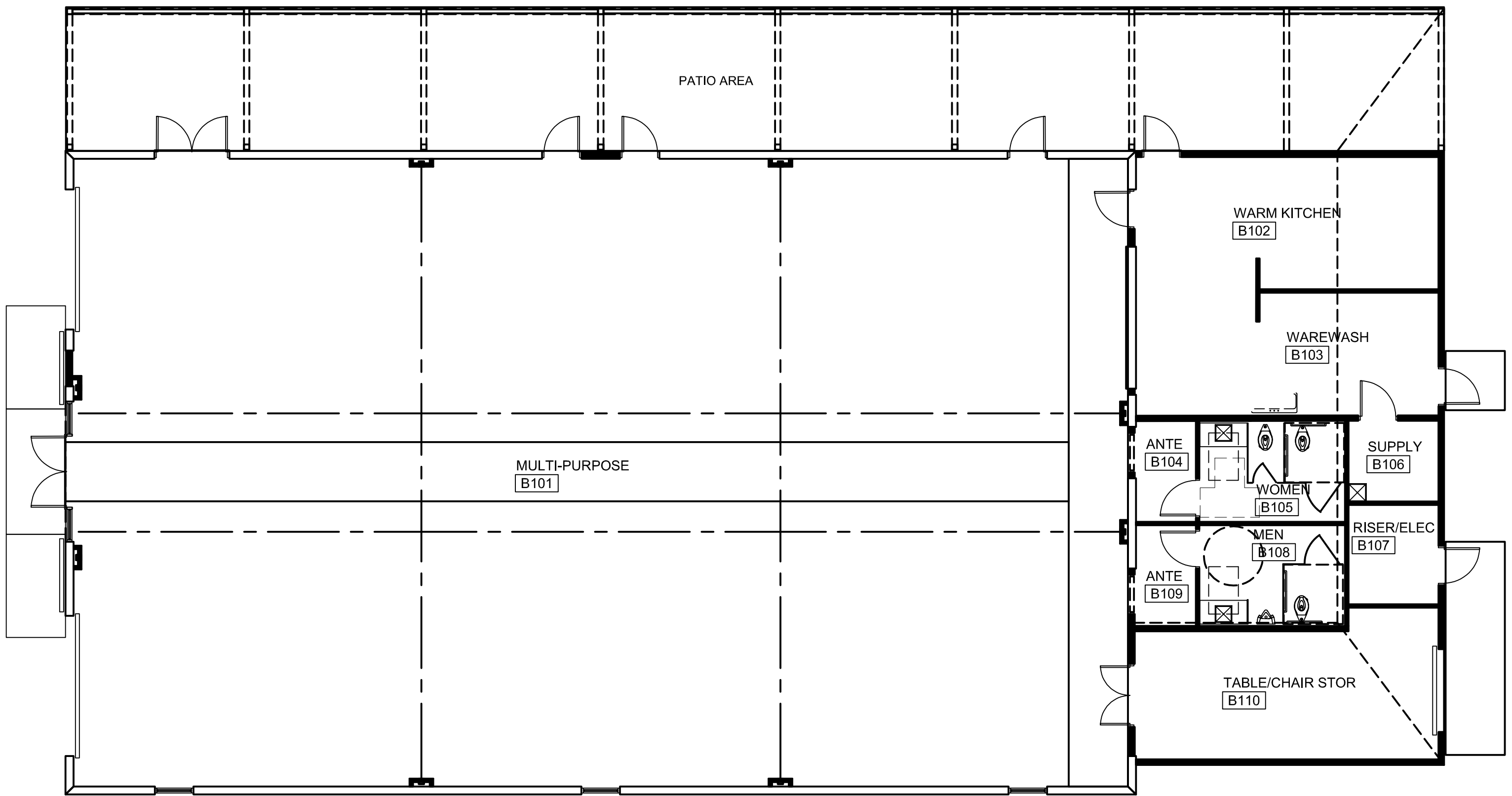
ABBREVIATIONS:	ACP BRK BRK-P CB CFT CWT CMU CPT CPT-T CS CONC.	ACOUSTICAL CEILING PANELS BRICK BRICK PAVERS CERAMIC BASE CERAMIC FLOOR TILE CERAMIC WALL TILE CONCRETE MASONRY UNIT CARPET CARPET TILE CONC. SEALER CONCRETE	EPT EHP EPT ES ENG FF GBB GYP GYP-X HPC IHP IPT ITP	ENAMEL PAINT EXTERIOR HIGH PERFORMANCE COATING EXTERIOR PAINT SYSTEM EXPOSED STRUCTURE EXISTING FACTORY FINISH GYPSUM BACKING BOARD GYPSUM BOARD GYPSUM BOARD, TYPE "X" HIGH PERFORMANCE COATING INTERIOR HIGH PERFORMANCE COATING INTERIOR PAINT SYSTEM INTUMESCENT PAINT SYSTEM	N/A PN. PLAS. PC PT. PLYWD. QT RB RCP SHTG SLT S	NOT APPLICABLE(NONE) PINE PLASTER POLISHED CONCRETE PAINT PLYWOOD QUARRY TILE RUBBER BASE REFLECTED CEILING PLAN SHEATHING SLATE STAIN	SS STN TRZ T U UND. VRN VCT VST WOC WC WD. WP	SOLID SURFACE MATERIAL STONE TERRAZZO UNFINISHED UNDERLAYMENT BOARD VARNISH VINYL COMPOSITION TILE VINYL SHEET FLOORING WALK-OFF-CARPET WALL COVERING WOOD WOOD PANEL
----------------	---	---	---	---	---	---	---	--

NOTE: AN ABBREVIATION PRECEDED WITH AN "E" INDICATES AN EXISTING CONDITION, MATERIAL, FINISH, ETC. NOTE: AN ABBREVIATION PRECEDED WITH AN "R" INDICATES AN EXISTING MATERIAL REFINISHED AND REUSED.

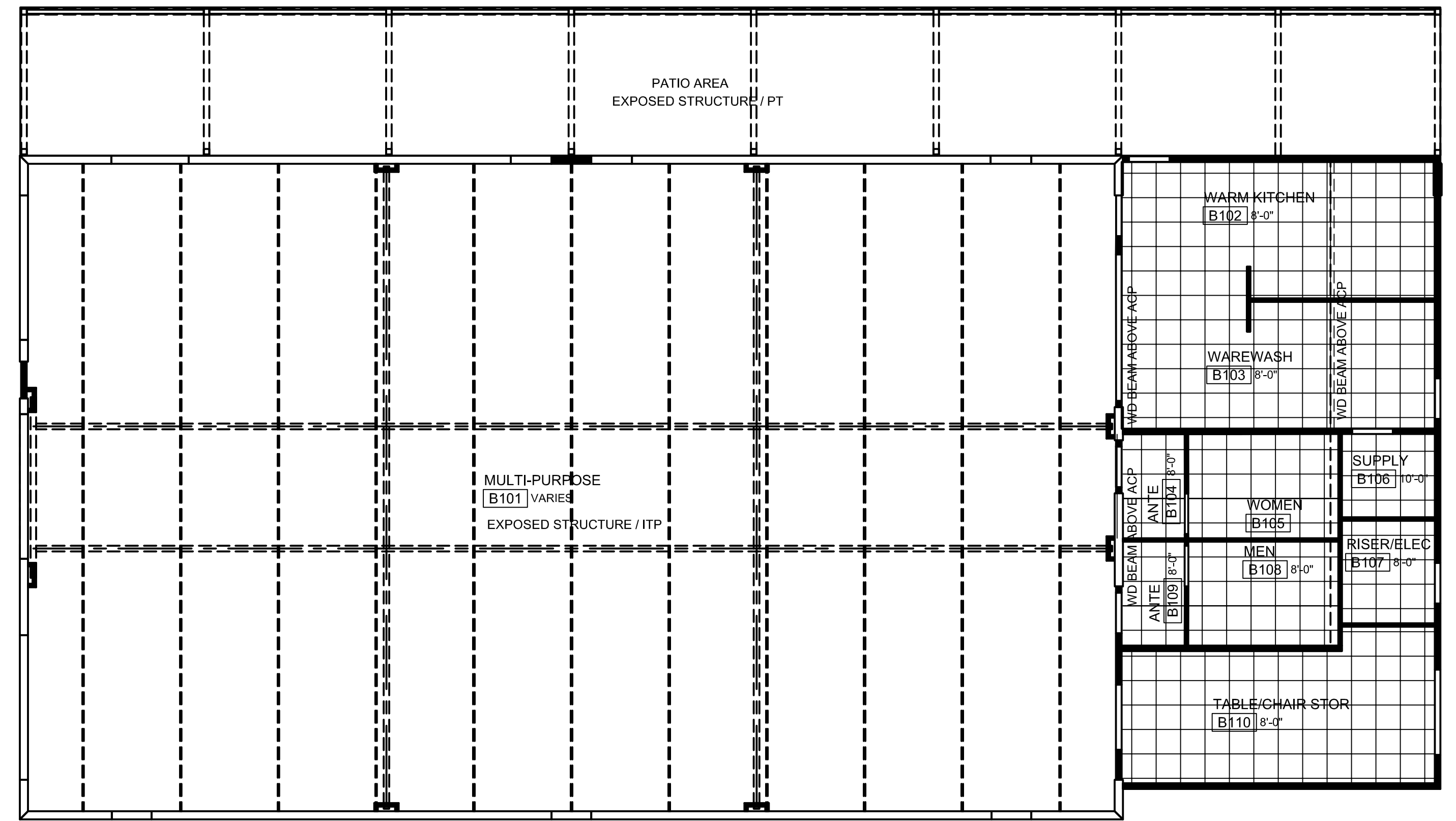
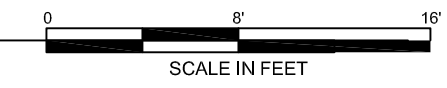
RM. NO.	ROOM NAME	FLOOR		BASE			WAINSCOT				WALLS								CEILING				REMARKS			
		MAT'L	FIN	MAT'L	FIN	TYPE	MAT'L	FIN	TYPE	C. R.	NORTH		EAST		SOUTH		WEST		D/W.	MAT'L	FIN	HEIGHT		CORN		
B101	MULTI-PURPOSE RM	CONC	CS	WD	PT	N/A	PLYWD	PT	N/A	N/A	N/A	N/A	GYPX	PT	GYPX	PT	GYPX	PT	GYPX	PT	N/A	ES	ITP	VARIES	N/A	NOTE 5, 7, 12, & 14
B102	WARM KITCHEN	CONC	CS	RB	FF	N/A	N/A	N/A	N/A	N/A	N/A	N/A	GYPX	PT	GYPX	PT	GYPX	PT	GYPX	PT	N/A	ACP	FF	8'-0"	N/A	NOTE 7 & 11
B103	WAREWASHING	CONC	CS	RB	FF	N/A	N/A	N/A	N/A	N/A	N/A	N/A	GYPX	PT	GYPX	PT	GYPX	PT	GYPX	PT	N/A	ACP	FF	8'-0"	N/A	NOTE 7 & 11
B104	ANTE	CONC	CS	RB	FF	N/A	N/A	N/A	N/A	N/A	N/A	N/A	GYPX	PT	GYPX	PT	GYPX	PT	GYPX	PT	N/A	ACP	FF	8'-0"	N/A	NOTE 7 & 11.
B105	WOMEN	CONC	FT	FT	FF	N/A	N/A	N/A	N/A	N/A	N/A	N/A	GBB	WT	GYPX	PT	GYPX	PT	GYPX	PT	N/A	ACP	FF	8'-0"	N/A	NOTE 11 & 13
B106	SUPPLY	CONC	CS	RB	FF	N/A	N/A	N/A	N/A	N/A	N/A	N/A	GYPX	PT	GYPX	PT	GYPX	PT	GYPX	PT	N/A	ACP	FF	8'-0"	N/A	NOTE 7 & 11
B107	RISER RM	CONC	CS	RB	FF	N/A	N/A	N/A	N/A	N/A	N/A	N/A	GYPX	PT	GYPX	PT	GYPX	PT	GYPX	PT	N/A	ACP	FF	8'-0"	N/A	NOTE 7 & 11
B108	MEN	CONC	FT	FT	FF	N/A	N/A	N/A	N/A	N/A	N/A	N/A	GBB	WT	GYPX	PT	GYPX	PT	GYPX	PT	N/A	ACP	FF	8'-0"	N/A	NOTE 11 & 13
B109	ANTE	CONC	CS	RB	FF	N/A	N/A	N/A	N/A	N/A	N/A	N/A	GYPX	PT	GYPX	PT	GYPX	PT	GYPX	PT	N/A	ACP	FF	8'-0"	N/A	NOTE 7 & 11
B110	TABLECHAIR STOR	CONC	CS	RB	FF	N/A	N/A	N/A	N/A	N/A	N/A	N/A	GYPX	PT	GYPX	PT	GYPX	PT	GYPX	PT	N/A	ACP	FF	8'-0"	N/A	NOTE 7 & 11

FINISH NOTES:

1. PROPER PREPARATION OF SURFACES AND ADEQUATE CLEANING FOR BONDING OF PAINT IS AN ABSOLUTE NECESSITY. START OF PAINTING INSTALLATION AND OPERATIONS INDICATES ACCEPTANCE OF SUBSTRATE SURFACE CONDITIONS AND FULL RESPONSIBILITY FOR COMPLETED WORK.
2. WHERE EXISTING WALLS, FLOOR FINISHES, ETC. ARE SHOWN TO BE REMOVED, PROVIDE LEVEL SUBFLOOR SURFACE BY GRINDING DOWN THE EXISTING SLAB, PATCHING THE EXISTING SLAB, AND/OR INSTALLATION OF FLOOR LEVELING COMPOUND.
3. WHERE DIFFERENT FLOOR FINISHES MEET, PROVIDE & INSTALL VINYL TRANSITION, UNLESS OTHERWISE NOTED.
4. AV CONTROLS AREA WALLS TO BE CABINETRY FINISHES.
5. SEE INTERIOR ELEVATIONS FOR WALL FINISHES OTHER THAN GYPSUM WALL BOARD.
6. SEE REFLECTED CEILING PLANS FOR CEILINGS OTHER THAN EXPOSED STRUCTURE, GYPSUM BOARD, AND ACOUSTICAL CEILING PANELS.
7. EXTERIOR WALL INTERIOR FINISH: INSTALL NEW WALL FINISHES AFTER INSTALLATION OF WALL INSULATION, ELECTRICAL, PLUMBING, ETC.
8. SEE FLOOR PLAN FOR FLOOR FINISHES OTHER THAN EXPOSED CONCRETE.
9. PODIUM TREADS AND RISERS TO BE WOOD RECLAIMED FROM EXISTING SIDING.
10. INSTALL 5/8" GYPSUM BOARD TYPE "X" ON SUPPLEMENTAL 2X6 FRAMING AT 2'-0" O C AT EXISTING TRUSS BOTTOM CHORD.
11. INSTALL 5/8" GYPSUM BOARD TYPE "X" ON BOTTOM CHORD OF NEW TRUSSES WHERE SCHEDULE INDICATES ACP OR A FINISH OTHER THAN GYPSUM BOARD.
12. WHERE SHOWN TO PROVIDE INTUMESCENT PAINT ON EXISTING STRUCTURAL MEMBERS, PROVIDE FIRE RESISTANT INTUMESCENT PAINT.
13. FLOOR TO CEILING WALL TILE INSTALLATION ON WET WALL.
14. STEEL COLUMNS & BEAMS WRAPPED IN WOOD OVER GYPX.



PROJ NORTH
FLOOR PLAN: THE ACTIVITY BARN - PHASE 2
SCALE: 1/8" = 1'-0"



PROJ NORTH
REFLECTED CEILING PLAN: THE ACTIVITY BARN - PHASE 2
SCALE: 1/8" = 1'-0"

