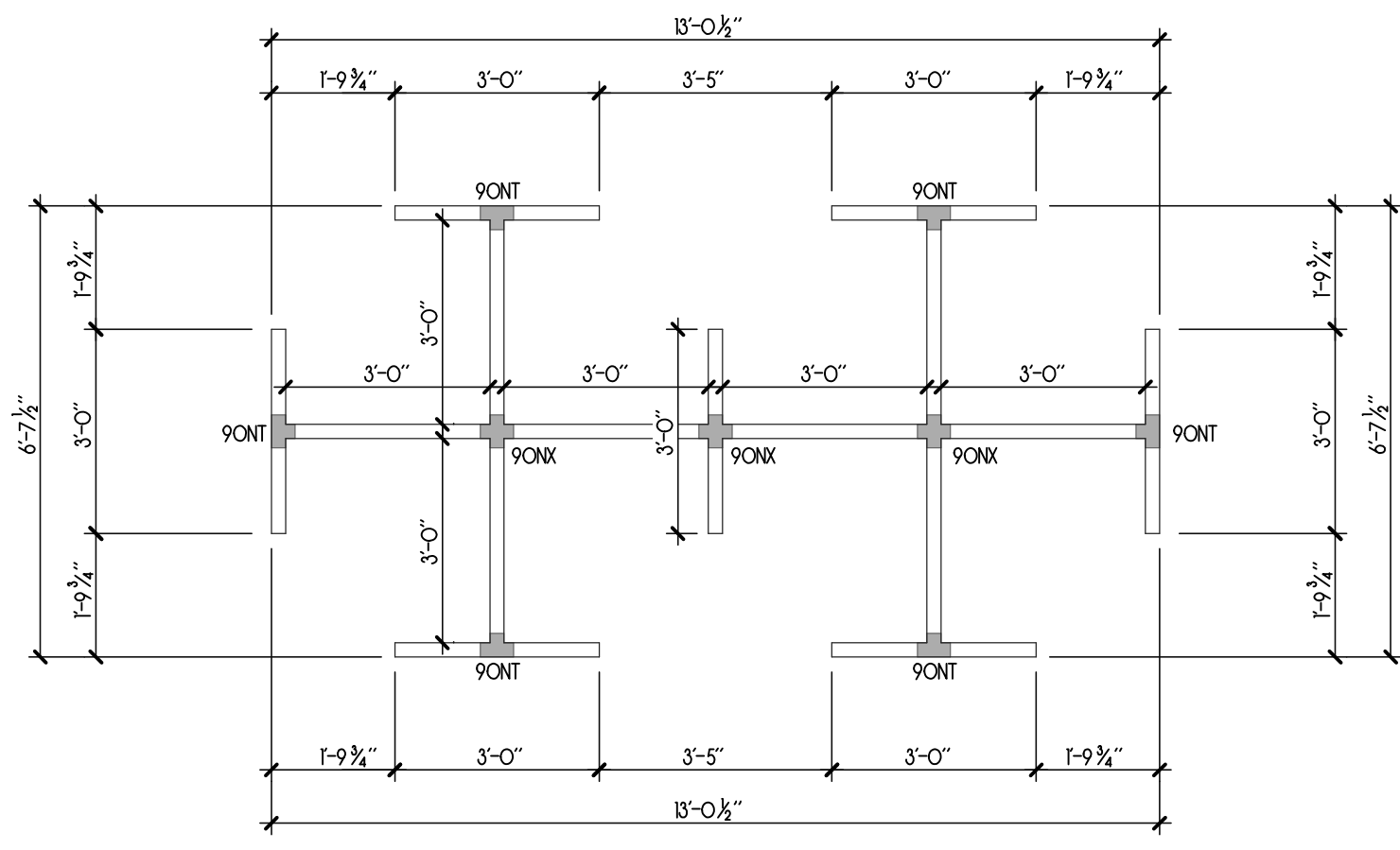
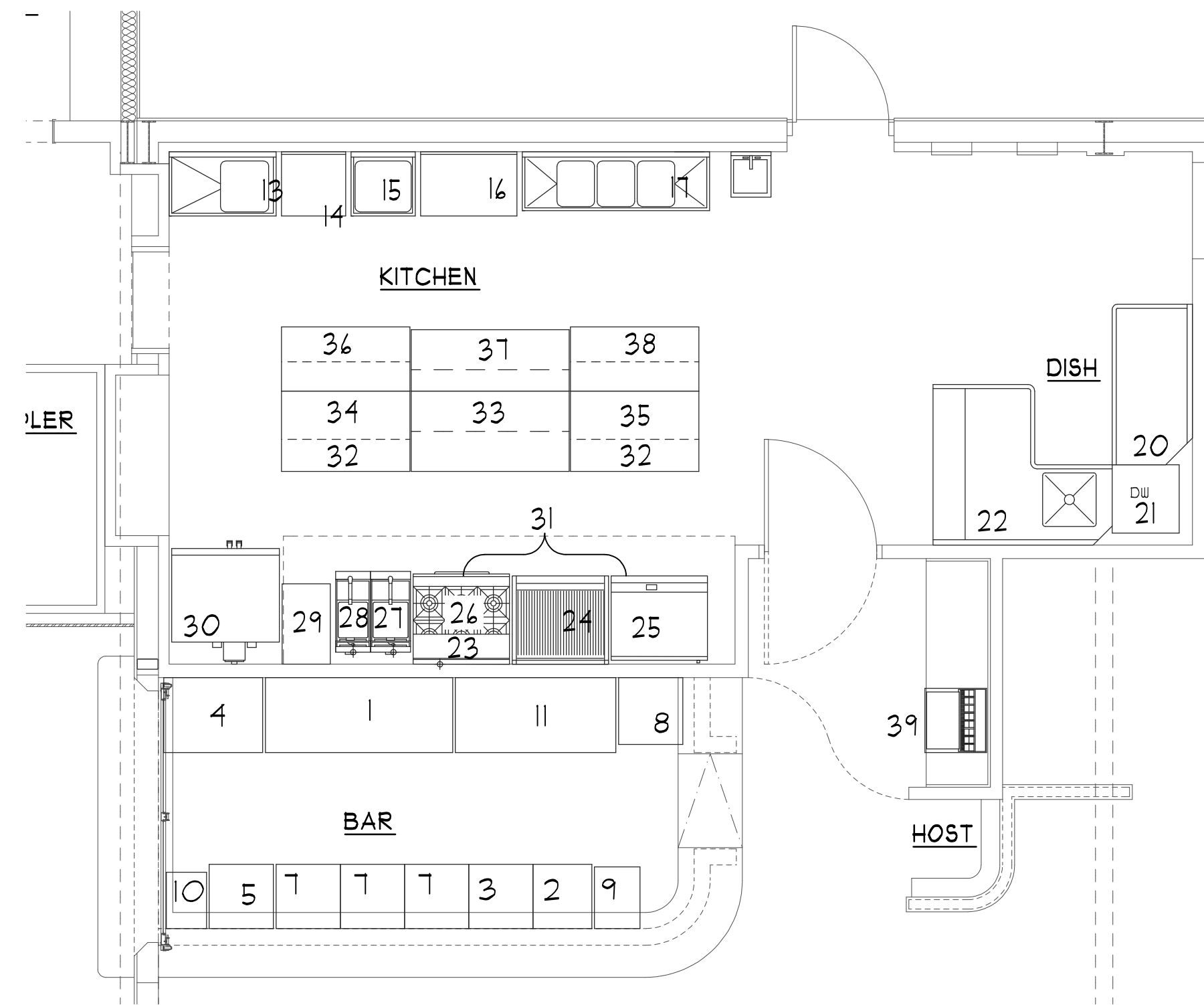


DRAWINGS AND SPECIFICATIONS ARE INSTRUMENTS OF SERVICE AND SHALL REMAIN THE PROPERTY OF THIS CORPORATION WHETHER THE PROJECT FOR WHICH THEY ARE MADE IS EXECUTED OR NOT. THEY ARE NOT TO BE USED ON OTHER PROJECTS OR EXTENSIONS OF THIS PROJECT EXCEPT BY AGREEMENT IN WRITING AND APPROPRIATE COMPENSATION TO THIS CORPORATION.



BAR LIGHT FIXTURE
 MARK ARCHITECTURAL LIGHTING "SLOT 2 NODE" PENDANT LIGHT
 SCALE: 3/8" = 1'-0"

3



NOTE: SEE PLAN BELOW FOR ITEMS 18 AND 39 LOCATIONS

KITCHEN AND BAR EQUIPMENT REFERENCE PLAN

SCALE: 1/4" = 1'-0"

2

EQUIPMENT SCHEDULE					
ITEM #	Qty	ITEM	BRAND	MODEL #	INFO
1	1	90" 4 Top Keg Cooler	Advance Tabco	UDD-4-HD4	90 x 28 Beer Dispenser 4 tap, 115v
2	1	48" Ice Bin w/ Cold Plate	Regency	400IB24CP	24 x 18 Ice Bin w/ 1 Pre Mix Cold Plate 1 Lid
3	1	30" 5-Tier Liquor Display Rack	Regency	400LDR3024S	30 x 24 x 30, 1in Backsplash
4	1	34" Glass Froster	True	890T34GC	34 x 21 5/8, 115v
5	1	24" Work-Top Cooler	True	TUC-24-HC	24 x 24 1 Door Work-Top Cooler
6	-	NOT USED	-	-	-
7	2	24" Glass Rack Storage	Regency	400GRSU2324C	24 x 23 Corrugated Top, 3" Back, 1" Drain
8	1	24" High Temp Glass Washer	Noble	UH30-FND	24 x 25 x 33, 208-230v, 3/4" Inlet, 1" Drain
9	1	14" Under Bar Dump Sink	Regency	40B214K	14 1/2 x 21 x 33, Bowl 14x10x10
10	1	12" Under Bar Hand Sink	Regency	SC-12-TS-5	12 x 21 x 33, Bowl 9x4x4, 1 1/2" Drain
11	1	18" Under Bar Beer Cooler	Advance Tabco	UBB-318-G-HC	18 x 28 x 34, 3 Door, 115v
12	1	23gal Slim Jim Trash Can	Rubbermaid	FG354040BLA	22 x 11 x 30 Trash Can
13	1	24"x24" Single Bowl Sink w/ Drain Board and Faucet	Regency	400HS1T	Existing
14	1	15x11 Hand Sink w/ Faucet	Regency	400HS1T	Existing
15	1	24"x24" Single Bowl Sink	Steelton	522CS1818N	Existing w/ Faucet
16	1	48" Work Table	Regency	400T2448G	48x24 Work Table w/ Galvanized Legs and Undershelf
17	1	10 x 22 3 Compartment Sink	Regency	400S3141212	Existing w/ Faucet and 2 Drain Boards
18	1	Ice Maker	Prodygy	CO122	Prodygy Plus 100lb Ice Machine 208-230/40/1
19	1	Ice Bin	Prodygy	B8425	42 X 34 Ice Bin
20	1	L-shape Solid Dishtable	Advance Tabco	DT5-D10-94R	Dishpit landing Table 41 X 94
21	1	High Temp Dish Machine	CMA Machines	CMA180BC2403	208V 25 1/2 X 23 W/ Booster
22	1	Dishtable Catch	Advance Tabco	DTC-360-T2XL	T2 X 30 Catch Clean Dishtable
23	1	36" Infrared Salamander Broiler	Cook Rite	ATSB-36	(2) 21500BTU High Efficiency ceramic burners
24	1	36" Gas Griddle	Vulcan	VCRG36-T1	15,000 BTU / 36 X 21 X 14 Counter-top
25	1	24" Charbroiler	Vulcan	VCRB24-1	87,000 BTU / 24 X 21 X 13 Counter-top
26	1	36" 4-Burner Range	Wolf	AHP36-NAT	180,000 BTU / 36 X 31 3/8 X 14.5 Counter
27	1	40# Gas Fryer	Vulcan	LG300	90,000 BTU / 15.5 W X 29.15 D
28	1	10# Gas Fryer	Vulcan	LG500	150,000 BTU / 21 W X 29.15 D
29	1	18x30 Work Table	Advance Tabco	FT-3918	18x30 Work Table w/ Galvanized Legs t Undershelf
30	1	ELECTRIC COVECTION OVEN	-	-	-
31	1	40" Refrigerated Chef Base	True	TRCB-40-HC	40 3/8 Chef Base w/ Drawers / 115V
32	2	48" Refrigerated Prep Table	True	TSSU-48-12-HC	48 3/8 X 31 1/8 / 48x12 Cutting Board / 115V
33	1	40" Work Table w/ Pan Rack	Regency	400TE2440DS	40 x 24 / 120 V Plug, NEMA 5-15P
34	1	48" Double Deck Overshelf	-	CUSTOM	48 x 12 x 120
35	1	48" Single Deck Overshelf	-	CUSTOM	48 x 18 x 48
36	1	48" Work-Top Cooler	True	TWT-48-HC	48 x 31 1/8 Cooler w/ Work-Top, 115 V
37	1	24x40 Dish Table	Advance Tabco	EEB-55-245M	24x40 Dish Table w/ Mid-Shelf
38	1	-	-	-	-
39	2	8 Valve Soda Dispenser	Coca-Cola	Drop in Dispenser 8v	115/20/1 - 23.25 x 23.25 Cutout
40	-	NOT USED	-	-	-

NO.	DATE	DESCRIPTION

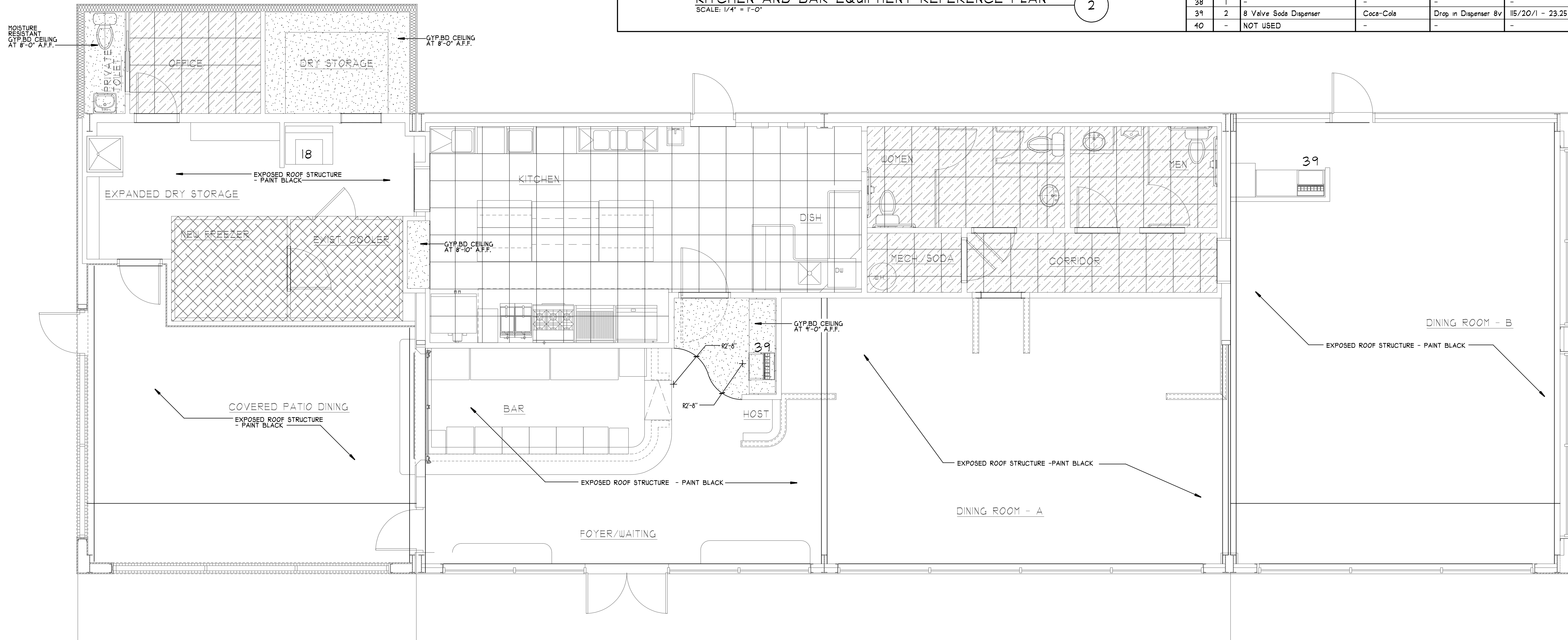
DATE OF THIS PLOT:
 Wednesday, March 11, 2026

Homer Lewis & Associates, Inc.
 230 River Cove Meadows
 Social Circle, Ga. 30025
 (678) 210-1007

RESTAURANT BUILDOUT AND ADDITION FOR EAST HAVEN, LLC
 651 OLD PHOENIX ROAD
 EATONTON, GEORGIA 31024

RELEASED FOR CONSTRUCTION

DRAWN BY: BTL
 CHECKED BY: HRL
 JOB NUMBER: 2915
 SCALE: AS NOTED
 DATE: MARCH 11, 2026
 SHEET: A-9.0



REFLECTED CEILING PLAN

SCALE: 1/4" = 1'-0"

1

CEILING MATERIALS LEGEND

	ARMSTRONG #152 "GEORGIAN" BEVELED REGULAR 24"x24"x5/16" CEILING TILE w/ PRELUDE XL 15/16" EXPOSED TEE SYSTEM IN WHITE AT 9'-0" A.F.F.
	ARMSTRONG #113 "KITCHEN ZONE" SQUARE LAY-IN 24"x24"x5/8" CEILING TILE w/ PRELUDE XL 5/8" EXPOSED TEE SYSTEM IN WHITE AT 9'-0" A.F.F. (U.N.O.)
	INSULATED COOLER CEILING BY MANUFACTURER

L:\DWG\25_2025-New Phoenix - Pullman\2515-A50.RCP