TYP FIXTURE MOUNTING HEIGHTS:

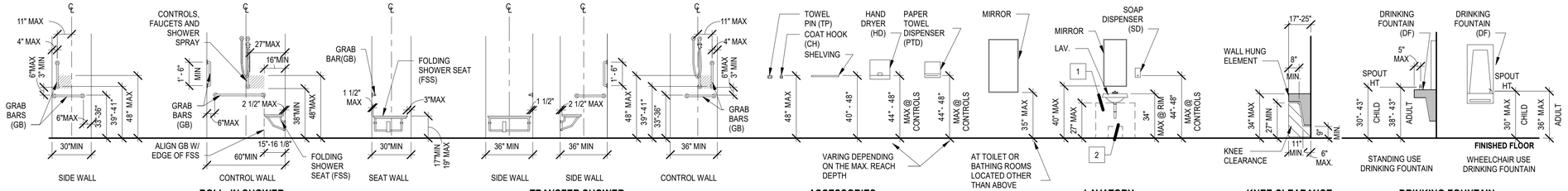

ROLL- IN SHOWER
*SEE PLAN FOR ACTUAL DIMENSIONS

TRANSFER SHOWER
*SEE PLAN FOR ACTUAL DIMENSIONS

ACCESSORIES

LAVATORY

KNEE CLEARANCE

DRINKING FOUNTAIN

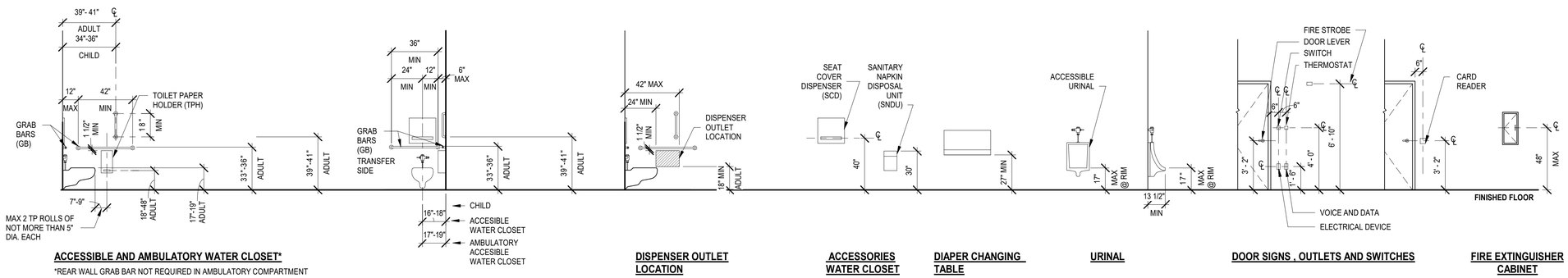

ACCESSIBLE AND AMBULATORY WATER CLOSET*
*REAR WALL GRAB BAR NOT REQUIRED IN AMBULATORY COMPARTMENT

DISPENSER OUTLET LOCATION

ACCESSORIES WATER CLOSET

DIAPER CHANGING TABLE

URINAL

DOOR SIGNS , OUTLETS AND SWITCHES

FIRE EXTINGUISHER CABINET

ADA REACH RANGE FIGURES:

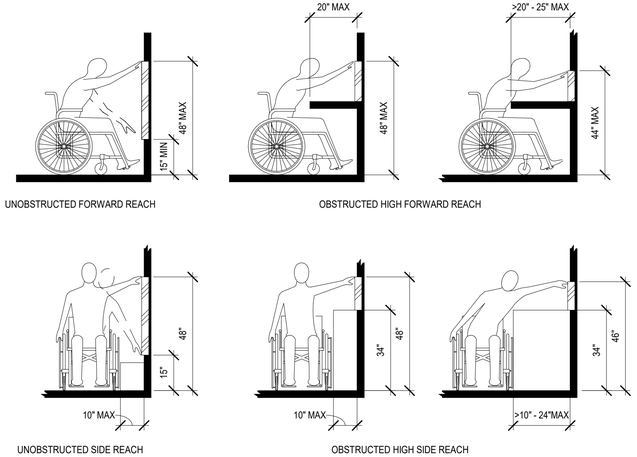

GENERAL NOTES:

1. DIMENSIONS FROM THE FINISHED FLOOR SHALL BE TAKEN FROM THE LEADING EDGE/FACE SHOWN TO ACCOUNT FOR SLOPE IN FLOOR
2. WATER CLOSET HEIGHT IS TO BE MEASURED FROM TOP OF SEAT, SEATS SHALL NOT BE SPRUNG TO RETURN TO THE LIFTED POSITION

KEYNOTES:

1. 27"HX30"W MIN KNEE CLEARANCE AT FRONT EDGE
2. 9"HX11"D MIN KNEE CLEARANCE DEPTH, FRONT OF LAV TO TRAP. (8"H WHEN 27"D MIN) THE DIP OF THE OVERFLOW SHALL NOT BE CONSIDERED
3. 24"HX30"W MIN KNEE CLEARANCE AT FRONT EDGE

BROWN AND CALDWELL
900 HAMMOND DRIVE, SUITE 500
ATLANTA, GA 30328

wendel

THIS DRAWING IS NOT VALID FOR CONSTRUCTION PURPOSES UNLESS IT BEARS THE SEAL AND SIGNATURE OF A DULY REGISTERED PROFESSIONAL

CONSTRUCTION DOCUMENTS

NCWSA
NEWTON COUNTY WATER & SEWERAGE AUTHORITY

NCWSA OFFICE ADDITION

REVISIONS

REV	DATE	DESCRIPTION

LINE IS 2 INCHES AT FULL SIZE

DESIGNED: MW4
DRAWN: LDG
CHECKED: DEK
CHECKED:
APPROVED: Approver

FILENAME

BC PROJECT NUMBER
616202
CLIENT PROJECT NUMBER

ACCESSIBILITY FIGURES

DRAWING NUMBER
A002

Plot Date: 4/27/2026 11:26:43 PM Path: C:\Users\mw4\OneDrive - Wendel\Documents\616202-NCWSA-ARCH_V25(Central)_mwordenFW4J7.rvt