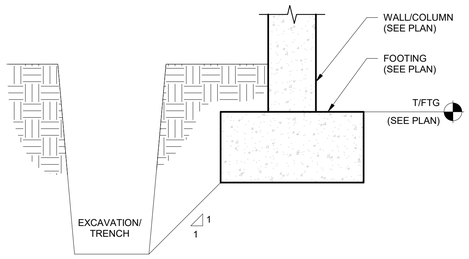

NOTES:
1. DETAIL IS INTENDED TO INDICATE THE MINIMUM CLEARANCE BETWEEN TRENCHES AND INSTALLED FOUNDATIONS TO MAINTAIN STABILITY OF THE FOUNDATION. THIS DETAIL IS NOT INTENDED TO ADDRESS OSHA TRENCHING AND EXCAVATION SAFETY REQUIREMENTS.

TYPICAL TRENCH ADJACENT TO FOOTING - SECTION

1 / S301

SCALE: 1" = 1'-0"

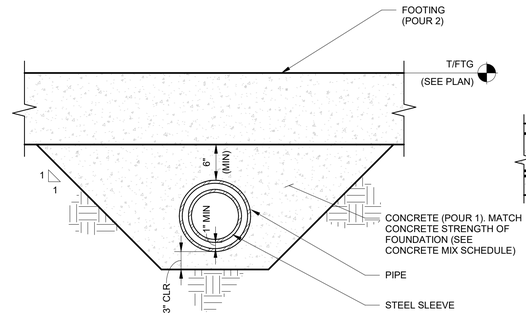

TYPICAL PIPE UNDER WALL FOOTING - SECTION

2 / S301

SCALE: 1" = 1'-0"

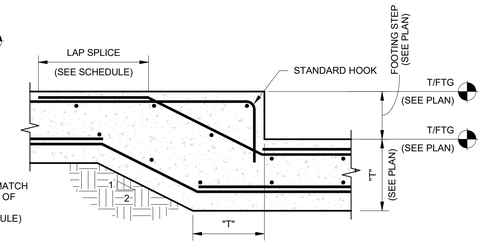

NOTES:
1. "T" DENOTES FOOTING THICKNESS (SEE PLANS, KEYED SECTIONS AND DETAILS FOR FOOTING THICKNESS AND REINFORCING).

TYPICAL FOOTING STEP - SECTION

3 / S301

SCALE: 1" = 1'-0"

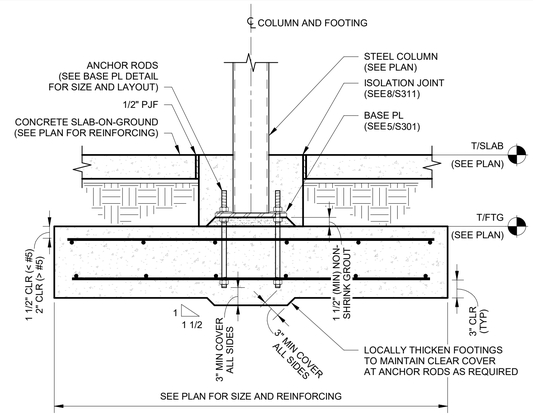

TYPICAL INTERIOR COLUMN FOOTING - SECTION

4 / S301

SCALE: 1" = 1'-0"

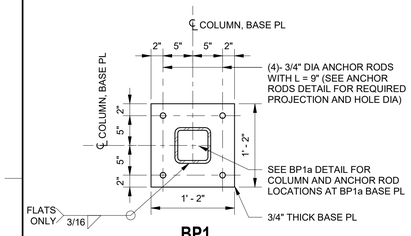

BP1

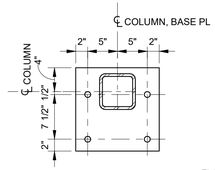

BP1a

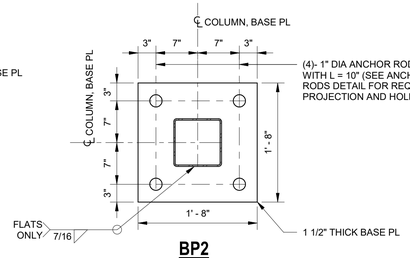

BP2

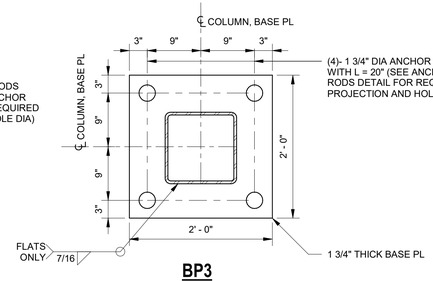

BP3

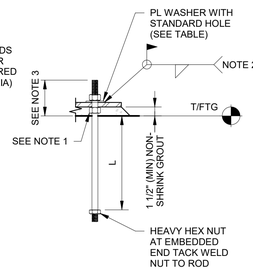

BASE PLATE HOLE DIAMETER AND PLATE WASHER SIZE

ANCHOR RODS DIA	BASE PL HOLE DIA	MIN WASHER DIMENSION	MIN WASHER THICKNESS
3/4"	1 5/16"	2"	1/4"
1"	1 13/16"	3"	3/8"
1 3/4"	2 3/4"	4"	5/8"

NOTES:
1. PROVIDE LEVELING NUTS AND WASHERS, SHIM STACKS, OR LEVELING PLATE TO TEMPORARILY SUPPORT COLUMN DURING LEVELING AND GROUTING.
2. WELD REQUIRED ONLY AT MOMENT FRAME COLUMNS AT BASE PLATE TYPES BP-1 & BP-2. AS AN ALTERNATIVE TO WELDING, FILL ALL VOIDS BETWEEN ANCHOR ROD AND BASE PLATE HOLES WITH GROUT OR EPOXY PRIOR TO INSTALLING WASHER AND NUT.
3. PROVIDE ADEQUATE PROJECTION FOR INSTALLATION OF NUT ABOVE BASE PLATE:
   A. AT BASE PLATE TYPE BP1: 7" MINIMUM
   B. AT BASE PLATE TYPE BP2: 7 1/2" MINIMUM
   C. AT BASE PLATE TYPE BP3: 8 1/2" MINIMUM

BASE PLATE DETAILS

5 / S301

SCALE: 1" = 1'-0"

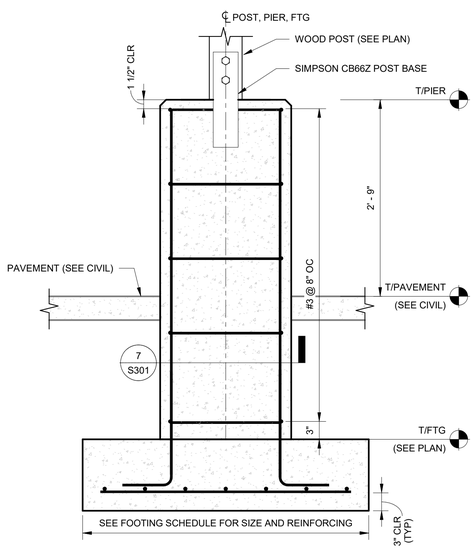

CONCRETE PIER AT WOOD POST - SECTION

6 / S301

SCALE: 1" = 1'-0"

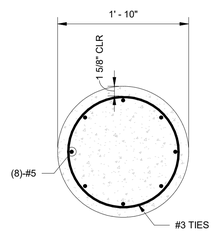

'P1'

CONCRETE PIER REINFORCING - DETAIL

7 / S301

SCALE: 1" = 1'-0"

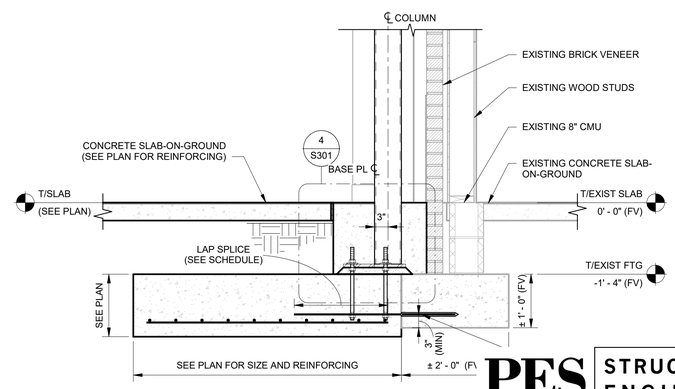

STEEL COLUMN FOOTING AT EXISTING WALL FOOTING - SECTION

8 / S301

SCALE: 3/4" = 1'-0"

PES STRUCTURAL ENGINEERS
ADDRESS 1852 Century Place NE, Suite 201, Atlanta Georgia 30345
PHONE 770.457.5923 WEB www.pesengineers.com
PES PROJECT NUMBER: 0250683
PES GEORGIA LICENSE NUMBER: PEF000799
EXPIRATION DATE: 6/30/2028

Brown AND Caldwell
BROWN AND CALDWELL
900 HAMMOND DRIVE, SUITE 500
ATLANTA, GA 30328
wendel

THIS DRAWING IS NOT VALID FOR CONSTRUCTION PURPOSES UNLESS IT BEARS THE SEAL AND SIGNATURE OF A DULY REGISTERED PROFESSIONAL

CONSTRUCTION DOCUMENTS
07/01/2026

NCWSA OFFICE ADDITION

REVISIONS

REV	DATE	DESCRIPTION

LINE IS 2 INCHES AT FULL SIZE

DESIGNED: Designer
DRAWN: Author
CHECKED: Checker
CHECKED:
APPROVED: Approver

FILENAME

BC PROJECT NUMBER
616202
CLIENT PROJECT NUMBER

FOUNDATION DETAILS

DRAWING NUMBER
S301

Path: Autodesk Docs://NCWSA Admin Bldg_ V25/0250683-NCWSA Office Addition-R25-STRUCT.rvt
Plot Date: 7/1/2026 12:51:39 PM