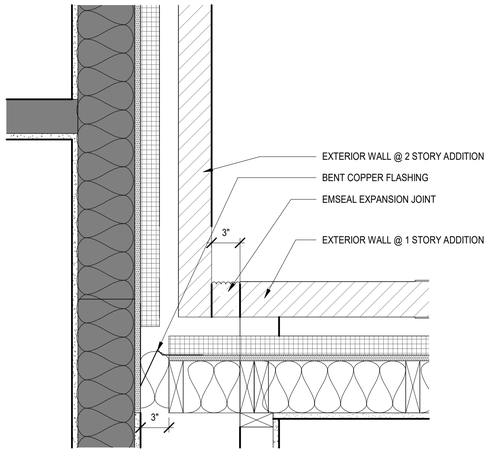

1 EXT WALL EXPANSION JOINT
SCALE: 1 1/2" = 1'-0"

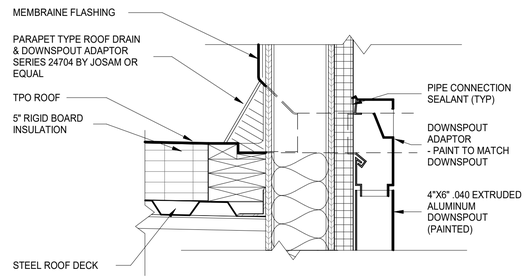

3 DETAIL - THRU WALL DETAIL
SCALE: 1 1/2" = 1'-0"

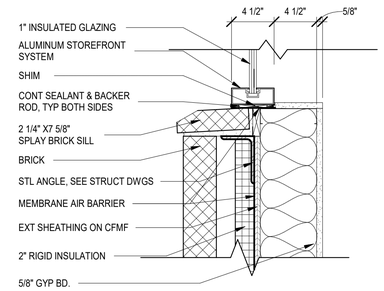

4 EXT STOREFRONT SILL @ MASONRY
SCALE: 1 1/2" = 1'-0"

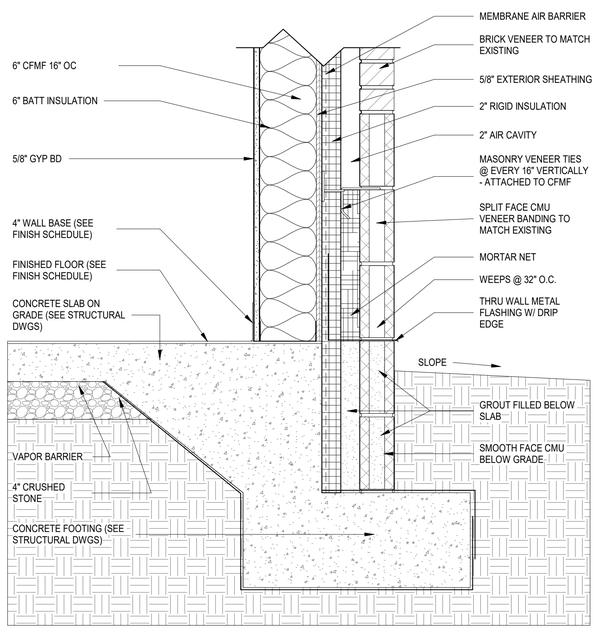

2 DETAIL - CMU WALL @ BASE
SCALE: 1 1/2" = 1'-0"

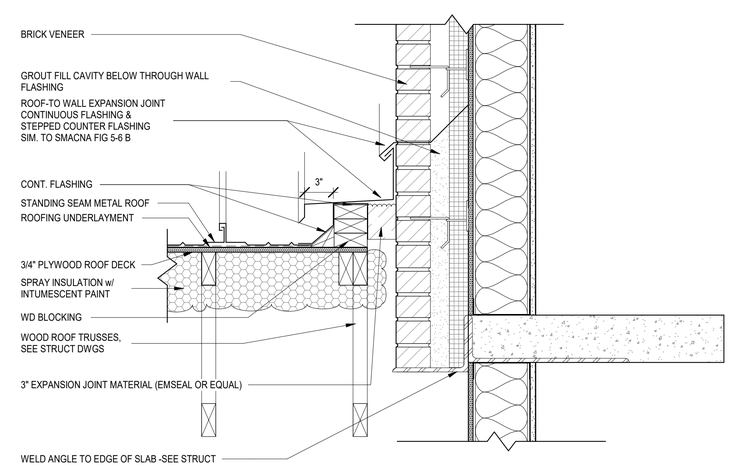

5 EXPANSION JOINT @ METAL ROOF
SCALE: 1 1/2" = 1'-0"

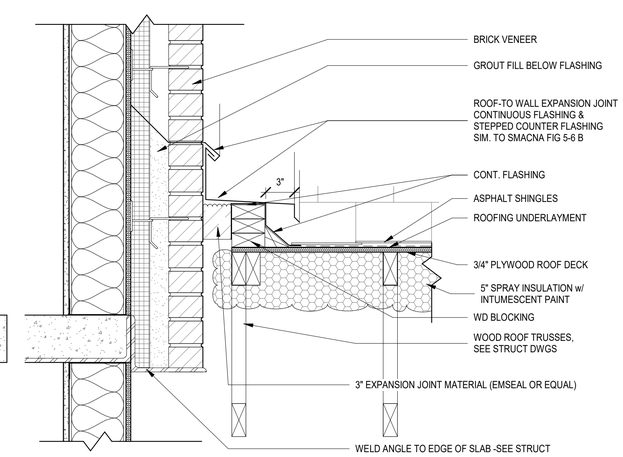

6 EXPANSION JOINT @ SHINGLE ROOF
SCALE: 1 1/2" = 1'-0"

Brown AND Caldwell
BROWN AND CALDWELL
900 HAMMOND DRIVE, SUITE 500
ATLANTA, GA 30328
wendel

STATE OF GEORGIA
MARK A. WENNINGER
CERTIFICATE NO. 020818
REGISTERED ARCHITECT
7/1/2026

CONSTRUCTION DOCUMENTS
07/01/2026

NCWSA
NEWTON COUNTY WATER & SEWERAGE AUTHORITY

NCWSA OFFICE ADDITION

REVISIONS

REV	DATE	DESCRIPTION

LINE IS 2 INCHES AT FULL SIZE

DESIGNED: MW4
DRAWN: MW4
CHECKED: DEK
CHECKED:
APPROVED: Approver

FILENAME

BC PROJECT NUMBER
616202
CLIENT PROJECT NUMBER

DETAILS

DRAWING NUMBER
A452

Path: Autodesk Docs://NCWSA Admin Bldg_ V25/616202-NCWSA-ARCH_V25(Central).rvt
Plot Date: 8/19/2026 3:18:23 PM