DOOR SCHEDULE

DOOR NO.	PANEL WIDTH	PANEL HEIGHT	PANEL MATERIAL	PANEL TYPE	PANEL GLASS	FRAME MATERIAL	FRAME TYPE	FRAME GLASS	ASSY RATING	DETAILS HEAD	DETAILS JAMB	REMARKS
1ST FLOOR- EXISTING												
100A	6' - 0"	7' - 0"	AL	GG	G2	AL	1			6/A920	7/A920	
101A	6' - 0"	7' - 0"	AL	GG	G2	AL	1			1C	2C	
101B	6' - 0"	7' - 0"	AL	GG	G4	AL	1		1	1C	2C	
101C	3' - 0"	7' - 0"	AL	2G	G4	AL	1		1			ACCESS CONTROL READER & STRIKE
101D	6' - 0"	7' - 0"	AL	GG	G4	AL	1		1	1C	2C	
102	3' - 0"	7' - 0"	AL	2G	G2	AL	2	G2		6/A920	7/A920	
105	3' - 0"	7' - 0"	WD	F	-	HM	1		-	1B		EXISTING DOOR w/ NEW HARDWARE, ACCESS CONTROL READER & STRIKE
110	3' - 0"	7' - 0"	WD	F	-	HM	1		-	1B	2B	
111	3' - 0"	7' - 0"	WD	F	-	HM	1		-	1B	2B	
112	3' - 0"	7' - 0"	WD	N	G3	HM	1			1B	2B	REUSE EXISTING IF IN GOOD CONDITION
115	3' - 0"	7' - 0"	WD	F	-	HM	1		1	1B	2B	
127	3' - 0"	7' - 0"	WD	F	-	HM	2		1			
139	3' - 0"	7' - 0"	WD	F	-	HM	3	G3		1B	2B	
140	3' - 0"	7' - 0"	WD	N	G3	HM	1			1B	2B	ACCESS CONTROL READER & STRIKE
141	3' - 6"	7' - 0"	HM	F	-	HM	2			4/A920	5/A920	
142	6' - 0"	7' - 0"	WD	FF		HM	1			1B	2B	
143A	3' - 0"	7' - 0"	AL	2G	G4	AL	1		1		2C	
143B	6' - 0"	7' - 0"	WD	FF		HM	1			1B	2B	
143C	3' - 0"	7' - 0"	AL	2G	G4	AL	1		1		2C	ACCESS CONTROL READER & STRIKE
143D	3' - 0"	7' - 0"	HM	F	-	HM	1		1			ACCESS CONTROL READER & STRIKE
143F	3' - 0"	7' - 0"	AL	2G	G2	AL	2	G2		6/A920	3/A920	
144	3' - 0"	7' - 0"	AL	2G	G2	AL	2	G2		6/A920	3/A920	
145	3' - 0"	7' - 0"	WD	F	-	HM	1		-	1B	2B	
146	3' - 0"	7' - 0"	WD	F	-	HM	1		-	1B	2B	
2ND FLOOR - EXISTING												
222	3' - 0"	7' - 0"	WD	N	G3	HM	1			1B	2B	
2ND FLOOR - ADDITION												
237	3' - 0"	7' - 0"	WD	F	-	HM	1		-	1B	2B	
238	3' - 0"	7' - 0"	WD	F	-	HM	1		-	1B	2B	
239	3' - 0"	7' - 0"	WD	N	G3	HM	1			1B	2B	
240	3' - 0"	7' - 0"	WD	N	G3	HM	1			1B	2B	
241	3' - 0"	7' - 0"	WD	F	-	HM	1		-	1B	2B	
242	3' - 0"	7' - 0"	WD	F	-	HM	1		-	1B	2B	
243	3' - 0"	7' - 0"	WD	N	G3	HM	1			1B	2B	
244	3' - 0"	7' - 0"	WD	N	G3	HM	1			1B	2B	
245	3' - 0"	7' - 0"	WD	N	G3	HM	1			1B	2B	
247	3' - 0"	7' - 0"	WD	N	G3	HM	1			1B	2B	
248	3' - 0"	7' - 0"	WD	N	G3	HM	1			1B	2B	
249	3' - 0"	7' - 0"	WD	F	-	HM	1		1	1B	2B	
250	3' - 0"	7' - 0"	WD	F	-	HM	1		-	1B	2B	
251	3' - 0"	7' - 0"	WD	N	G3	HM	1			1B	2B	
252	3' - 0"	7' - 0"	WD	N	G3	HM	1			1B	2B	
253	3' - 0"	7' - 0"	WD	N	G3	HM	1			1B	2B	
254	3' - 0"	7' - 0"	WD	N	G3	HM	1			1B	2B	
255	3' - 0"	7' - 0"	WD	N	G3	HM	1			1B	2B	
256	3' - 0"	7' - 0"	WD	N	G3	HM	1			1B	2B	
257	3' - 0"	7' - 0"	WD	N	G3	HM	1			1B	2B	
258	3' - 0"	7' - 0"	WD	N	G3	HM	1			1B	2B	
259	3' - 0"	7' - 0"	WD	F	-	HM	1		-	1B	2B	

GLAZING LEGEND:

- G1 — 1" INSULATED LOW-E GLAZING
- G2 — 1" INSULATED LOW-E TEMPERED GLAZING
- G3 — 1/4" CLEAR TEMPERED GLASS
- G4 — FIRE RATED SAFETY GLAZING

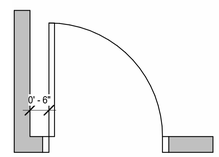

1 TYPICAL DOOR LOCATION
SCALE: 1/2" = 1'-0"

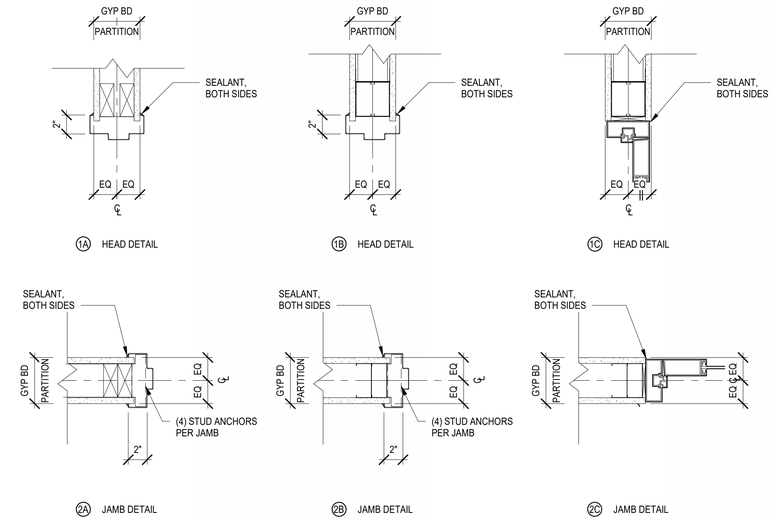

1A HEAD DETAIL
1B HEAD DETAIL
1C HEAD DETAIL
2A JAMB DETAIL
2B JAMB DETAIL
2C JAMB DETAIL

DOOR FRAME DETAILS
SCALE: 1 1/2" = 1'-0"

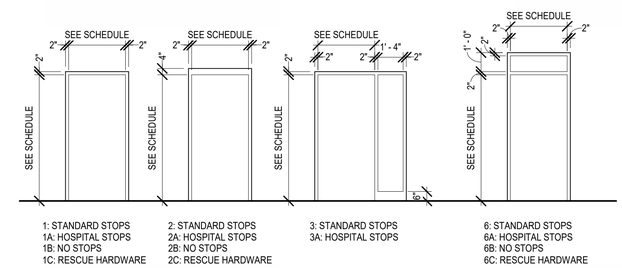

1: STANDARD STOPS
1A: HOSPITAL STOPS
1B: NO STOPS
1C: RESCUE HARDWARE

2: STANDARD STOPS
2A: HOSPITAL STOPS
2B: NO STOPS
2C: RESCUE HARDWARE

3: STANDARD STOPS
3A: HOSPITAL STOPS

6: STANDARD STOPS
6A: HOSPITAL STOPS
6B: NO STOPS
6C: RESCUE HARDWARE

FRAME TYPES
SCALE: 1/4" = 1'-0"

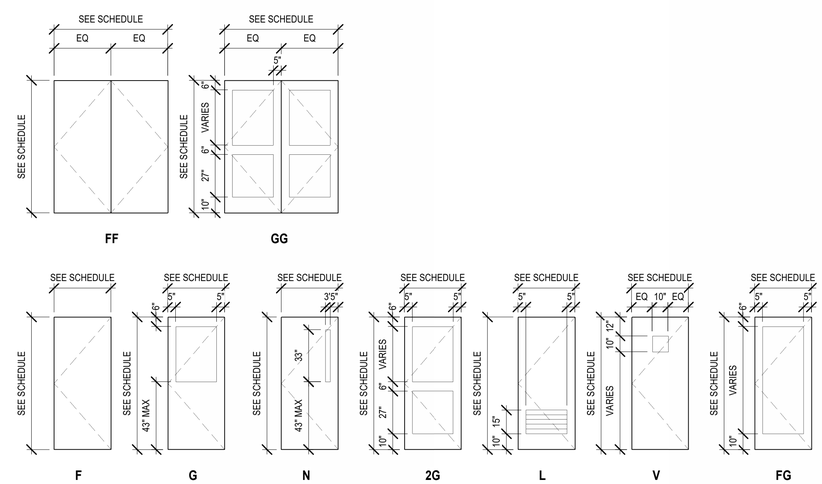

DOOR TYPES
SCALE: 1/4" = 1'-0"

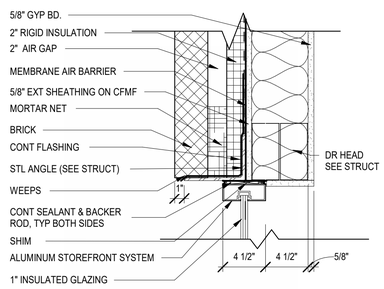

2 EXT STOREFRONT HEAD @ MASONRY
SCALE: 1 1/2" = 1'-0"

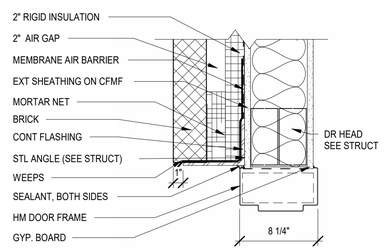

4 EXT DOOR HEAD @ MASONRY
SCALE: 1 1/2" = 1'-0"

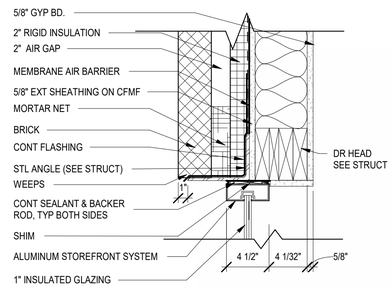

6 EXT STOREFRONT WD HEAD @ MASONRY
SCALE: 1 1/2" = 1'-0"

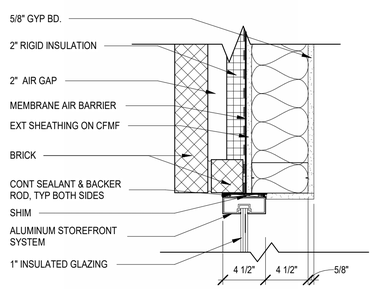

3 EXT STOREFRONT JAMB @ MASONRY
SCALE: 1 1/2" = 1'-0"

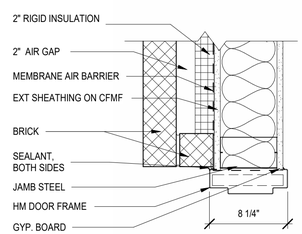

5 EXT DOOR JAMB @ MASONRY
SCALE: 1 1/2" = 1'-0"

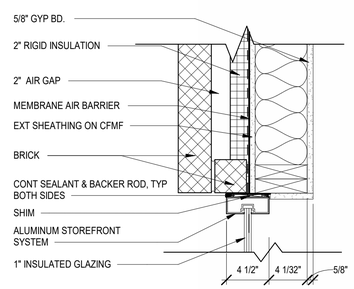

7 EXT STOREFRONT WD JAMB @ MASONRY
SCALE: 1 1/2" = 1'-0"

Brown AND Caldwell
BROWN AND CALDWELL
900 HAMMOND DRIVE, SUITE 500
ATLANTA, GA 30328
wendel

STATE OF GEORGIA — MARK A. WINNINGHAM — CERTIFICATE NO. 025768 — REGISTERED ARCHITECT
7/1/2026

CONSTRUCTION DOCUMENTS
07/01/2026

NCWSA — NEWTON COUNTY WATER & SEWERAGE AUTHORITY

NCWSA OFFICE ADDITION

REVISIONS

REV	DATE	DESCRIPTION

LINE IS 2 INCHES AT FULL SIZE

DESIGNED: Designer
DRAWN: Author
CHECKED: Checker
CHECKED:
APPROVED: Approver

FILENAME

BC PROJECT NUMBER
616202
CLIENT PROJECT NUMBER

DOOR SCHEDULE AND DETAILS

DRAWING NUMBER
A920

Path: Autodesk Docs://NCWSA Admin Bldg_ V25/616202-NCWSA-ARCH_V25(Central).rvt
Plot Date: 7/1/2026 5:02:06 PM