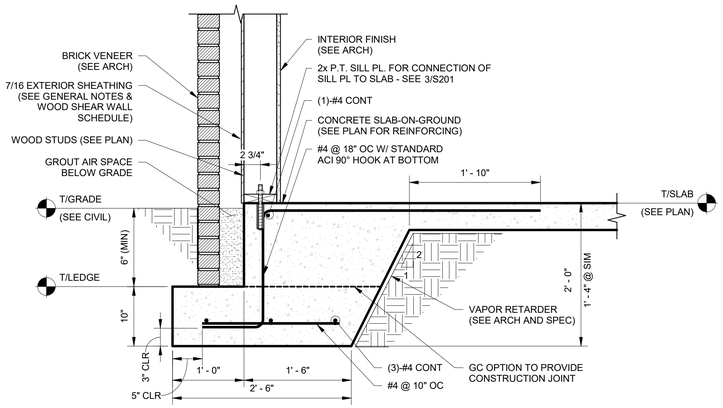

TYPICAL THICKENED SLAB AT BRICK EXERIOR LOAD-BEARING WALL - SECTION 1 / S312

SCALE: 1" = 1'-0"

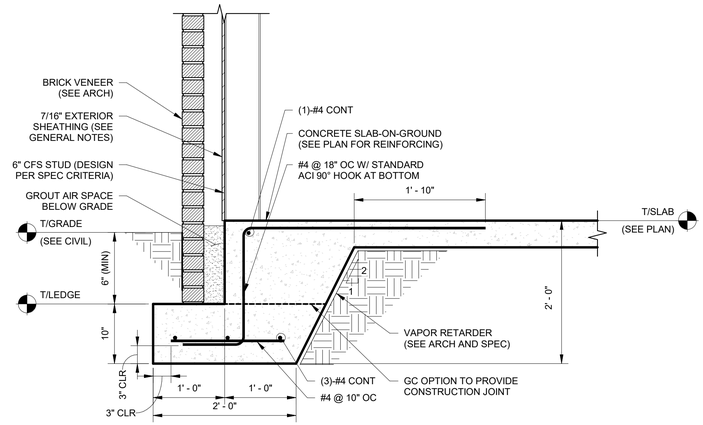

TYPICAL THICKENED SLAB AT BRICK EXERIOR CFS WALL - SECTION 2 / S312

SCALE: 1" = 1'-0"

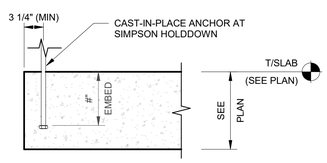

SLAB EDGE - WSW#

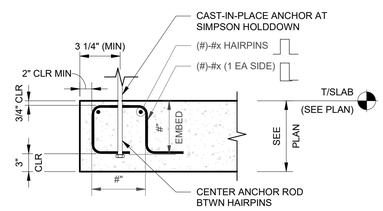

SLAB EDGE - WSW#

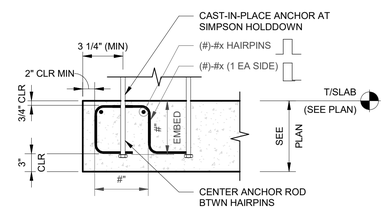

SLAB EDGE - WSW#

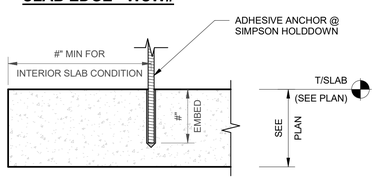

INTERIOR OF SLAB - WSW#

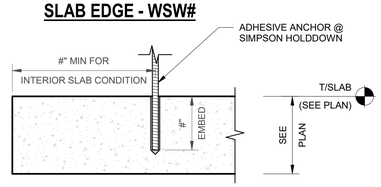

INTERIOR OF SLAB - WSW#

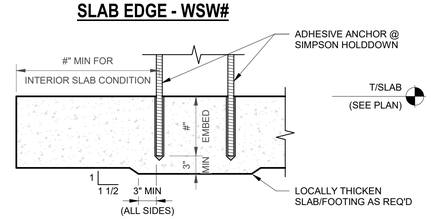

INTERIOR OF SLAB - WSW#

SHEAR WALL SIMPSON HOLDDOWN ANCHORAGE DETAIL - SECTION 3 / S312

NOT TO SCALE

Brown AND Caldwell
BROWN AND CALDWELL
900 HAMMOND DRIVE, SUITE 500
ATLANTA, GA 30328

wendel

THIS DRAWING IS NOT VALID FOR CONSTRUCTION PURPOSES UNLESS IT BEARS THE SEAL AND SIGNATURE OF A DULY REGISTERED PROFESSIONAL

Project Status

NCWSA NEWTON COUNTY WATER & SEWERAGE AUTHORITY

Project Name

REVISIONS

REV	DATE	DESCRIPTION

LINE IS 2 INCHES AT FULL SIZE

DESIGNED: Designer
DRAWN: Author
CHECKED: Checker
CHECKED:
APPROVED: Approver

FILENAME

BC PROJECT NUMBER
Project Number
CLIENT PROJECT NUMBER

SLAB-ON-GROUND DETAILS

DRAWING NUMBER
S312

Plot Date: 3/12/2026 12:24:25 AM Path: Autodesk Docs://NCWSA Admin Bldg_ V25/0250683-NCWSA Office Addition-R25-STRUCT.rvt