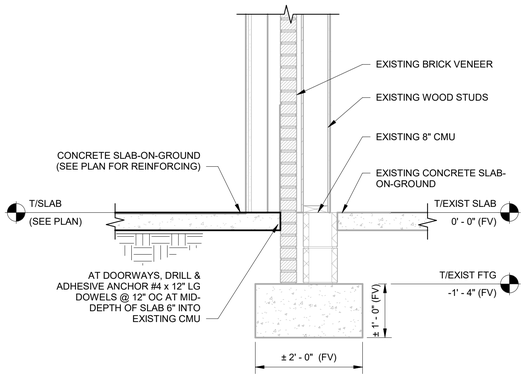

SLAB-ON-GROUND AT EXISTING BRICK VENEER - SECTION

1 / S313

SCALE: 3/4" = 1'-0"

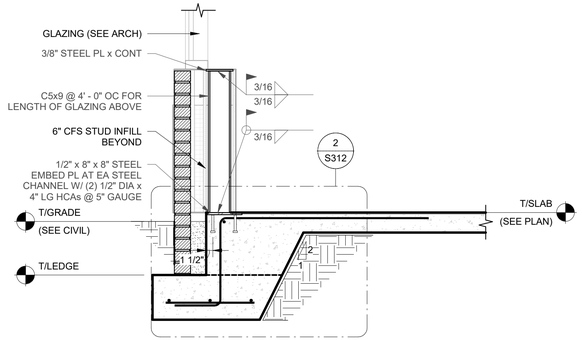

CANTILEVERED STEEL CHANNEL AT WINDOW SILL SUPPORT - SECTION

2 / S313

SCALE: 3/4" = 1'-0"

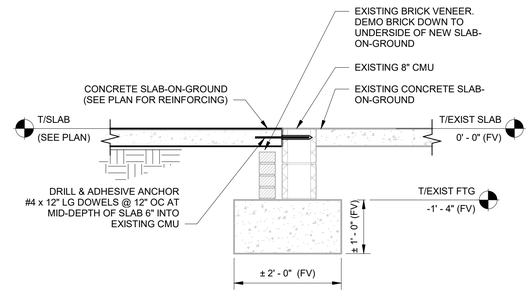

SLAB-ON-GROUND AT EXISTING SLAB-ON-GROUND

3 / S313

SCALE: 3/4" = 1'-0"

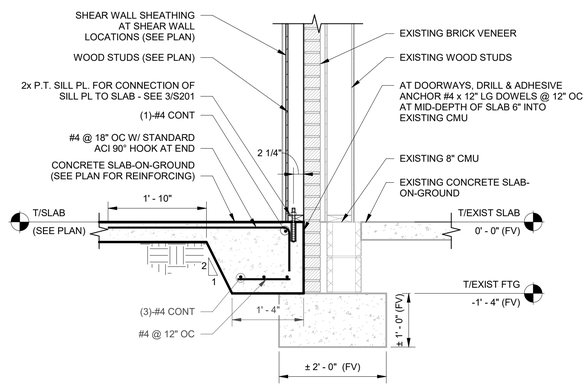

INTERIOR LOAD-BEARING WOOD WALL AT EXISTING EXTERIOR WOOD WALL - SECTION

4 / S313

SCALE: 3/4" = 1'-0"

Plot Date: 3/12/2026 12:24:28 AM Path: Autodesk Docs://NCWSA Admin Bldg_ V25/0250683-NCWSA Office Addition-R25-STRUCT.rvt

Brown AND Caldwell

BROWN AND CALDWELL
900 HAMMOND DRIVE, SUITE 500
ATLANTA, GA 30328

wendel

THIS DRAWING IS NOT VALID FOR CONSTRUCTION PURPOSES UNLESS IT BEARS THE SEAL AND SIGNATURE OF A DULY REGISTERED PROFESSIONAL

Project Status

NCWSA NEWTON COUNTY WATER & SEWERAGE AUTHORITY

Project Name

REVISIONS

REV	DATE	DESCRIPTION

LINE IS 2 INCHES AT FULL SIZE

DESIGNED: Designer
DRAWN: Author
CHECKED: Checker
CHECKED:
APPROVED: Approver

FILENAME

BC PROJECT NUMBER
Project Number
CLIENT PROJECT NUMBER

SLAB-ON-GROUND DETAILS

DRAWING NUMBER
S313