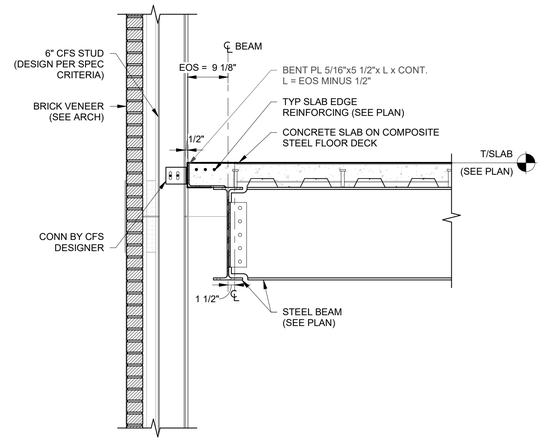


**STEEL COMPOSITE FLOOR FRAMING AT EXTERIOR WALL - SECTION** 1 / S513

SCALE: 3/4" = 1'-0"

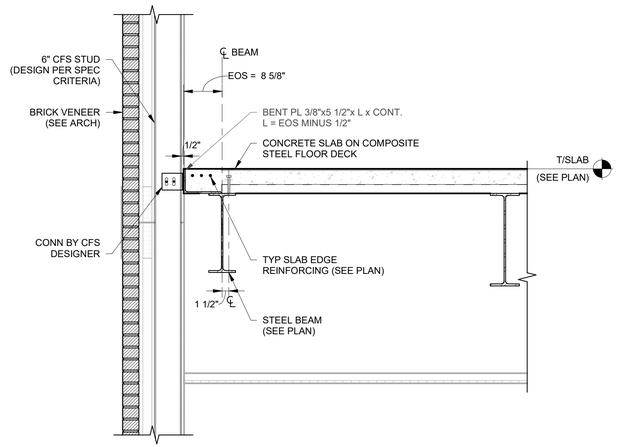


**STEEL COMPOSITE FLOOR FRAMING AT EXTERIOR WALL - SECTION** 2 / S513

SCALE: 3/4" = 1'-0"

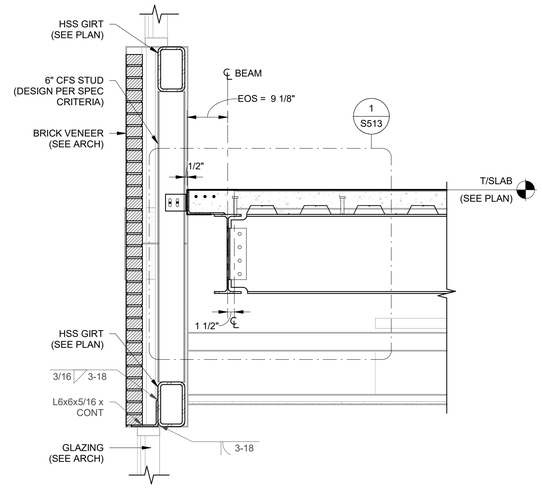


**STEEL COMPOSITE FLOOR FRAMING AT EXTERIOR WALL WITH HSS GIRTS - SECTION** 3 / S513

SCALE: 3/4" = 1'-0"

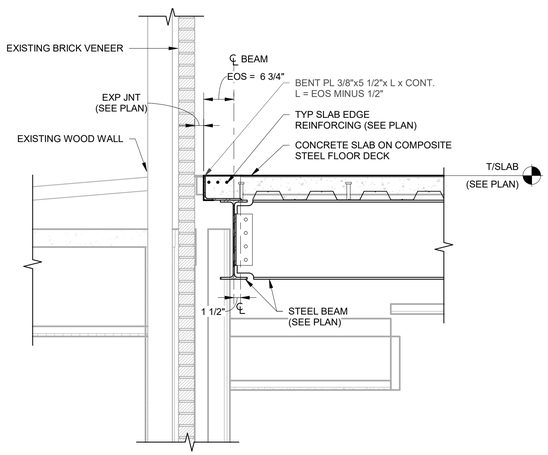


**STEEL COMPOSITE FLOOR FRAMING AT EXPANSION JOINT - SECTION** 4 / S513

SCALE: 3/4" = 1'-0"

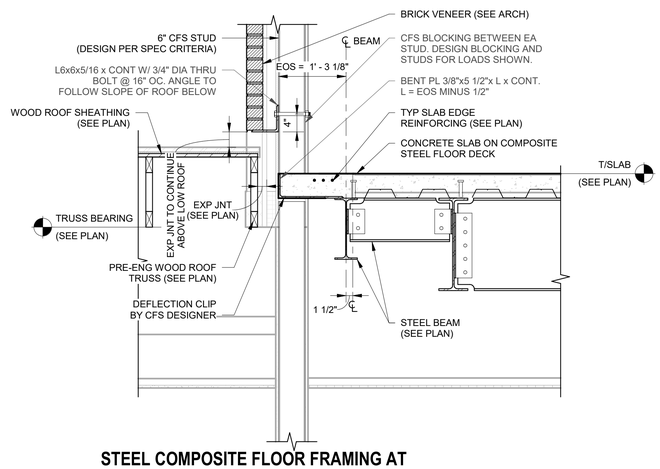


**STEEL COMPOSITE FLOOR FRAMING AT EXPANSION JOINT AT WOOD ADDITION - SECTION** 5 / S513

SCALE: 3/4" = 1'-0"


Brown AND Caldwell

BROWN AND CALDWELL
900 HAMMOND DRIVE, SUITE 500
ATLANTA, GA 30328

wendel


THIS DRAWING IS NOT VALID FOR CONSTRUCTION PURPOSES UNLESS IT BEARS THE SEAL AND SIGNATURE OF A DULY REGISTERED PROFESSIONAL

Project Status

NCWSA NEWTON COUNTY WATER & SEWERAGE AUTHORITY

Project Name

REVISIONS

| REV | DATE | DESCRIPTION |
|---|---|---|

LINE IS 2 INCHES AT FULL SIZE

DESIGNED: Designer
DRAWN: Author
CHECKED: Checker
CHECKED:
APPROVED: Approver

FILENAME

BC PROJECT NUMBER
Project Number
CLIENT PROJECT NUMBER

# COMPOSITE STEEL FRAMING DETAILS

DRAWING NUMBER
S513


Plot Date: 3/12/2026 12:24:34 AM Path: Autodesk Docs://NCWSA Admin Bldg_ V25/0250683-NCWSA Office Addition-R25-STRUCT.rvt